

STERO GEN 3 ER SERIES CONVEYOR-TYPE DISHWASHER



ER44

Single Tank Models Serial # 104003587 +

ER44
ER54
ER66S
ER76S
ER76SC

Multi Tank Models Serial # 1040003783 +

ER64
ER86S
ER94S
ER94SC



STERO, a division of Illinois Tool Works, Inc. 165 Independence Court Lancaster, PA 17601
Phone: 800-762-7600 Fax: 707-762-5036 Website: Stero.com

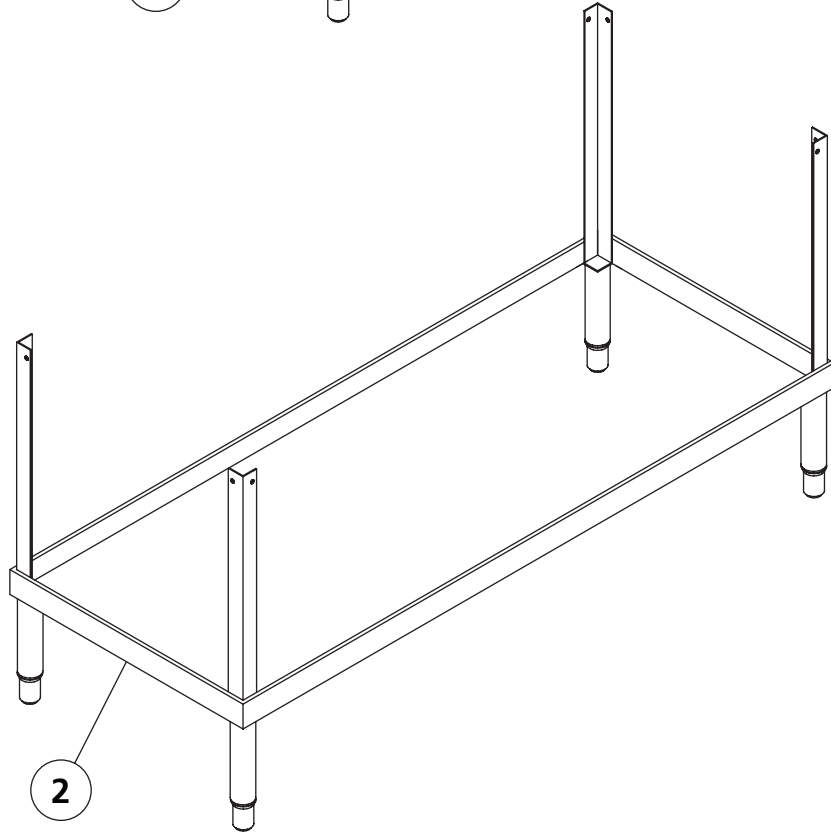
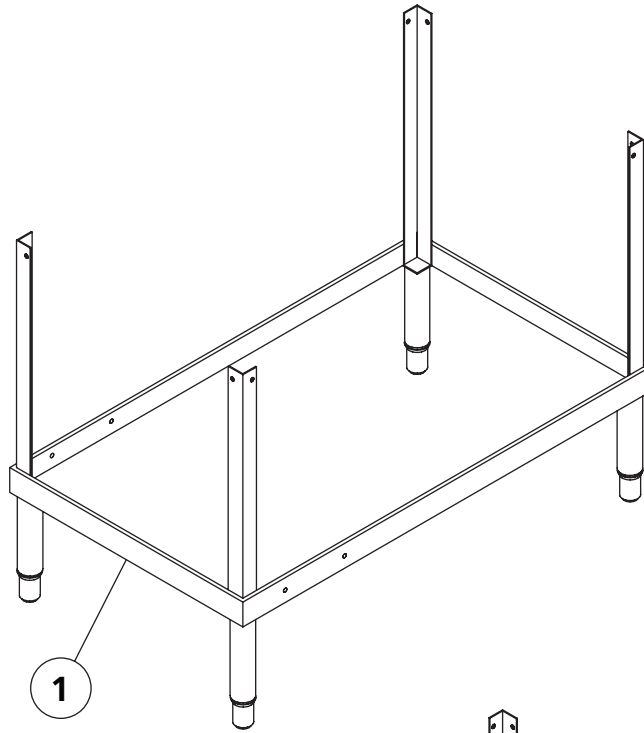
TABLE OF CONTENTS

DESCRIPTION	PAGE #
FRAMES	4 - 5
SCRAPPER FRAMES	6 - 7
FRONT PANELS	8 - 9
SCRAPPER FRONT PANELS	10 - 11
TANK ASSEMBLY	12 - 13
2 TANK ASSEMBLY	14 - 15
22" SCRAPPER TANK ASSEMBLY	16 - 17
30" SCRAPPER TANK ASSEMBLY	18 - 19
30" CORNER SCRAPPER TANKS	20 - 21
SCRAP CATCHMENT & BASKETS	22 - 23
STRAINER PANS	24 - 25
TYPICAL ER-44 TANK ASSEMBLY	26 - 27
ER-64 BASED STRAINER PAN LOCATION	28 - 29
LIFT UP DOORS	30 - 31
CABINET STYLE DOORS	32 - 33
EXHAUST VENT COWLS	34 - 35
CURTAINS & RODS	36 - 37
SIDE LOADER PARTS	38 - 39
368 PUMP & 2 HP MOTOR	40 - 41
321 PUMP & 1 HP MOTOR	42 - 43
MOTOR & GEAR BOX DRIVE ASSEMBLY	44 - 45
STRAIGHT DRIVE SECTION ASSEMBLY	46 - 47
TRACKS	48 - 49

TABLE OF CONTENTS *(continued)*

DESCRIPTION	PAGE #
START & RINSE LEVER ASSEMBLIES	50 - 51
SCRAPPER TANK SPRAY ASSEMBLY	52 - 53
CORNER SCRAPPER TANK SPRAY ASSEMBLY	54 - 55
WASH/RINSE SPRAY ASSEMBLY	56 - 57
FINAL RINSE ASSEMBLY	58 - 59
TANK HEAT STEAM AND ELECTRIC	60 - 61
HEAT ENCLOSURES & HI-LIMIT	62 - 63
STEAM BOOSTERS	64 - 65
SWB-150 STEAM BOOSTER (STARTING AT S# 104003369)	66 - 67
ST-30 BOOSTER	68 - 69
COMMON PLUMBING	70 - 71
DRAIN & OVERFLOW ASSEMBLY	72 - 73
TEMPERATURE GAUGE ASSEMBLY	74 - 75
CONTROL BOX	76 - 77
60" CONTROL BOX	78 - 79
CONTROL BOX COMPONENTS	80 - 81
FILL SWITCH ASSEMBLIES LED	82 - 83
TANK OR BOOSTER HEAT SWITCH ASSEMBLIES	84 - 85
SWITCH ASSEMBLIES	86 - 87
TABLE LIMIT SWITCH	88 - 89
PARKER FLOATS & TEMP PROBE	90 - 91
PARKER FLOAT ASSEMBLY	92 - 93

FRAMES

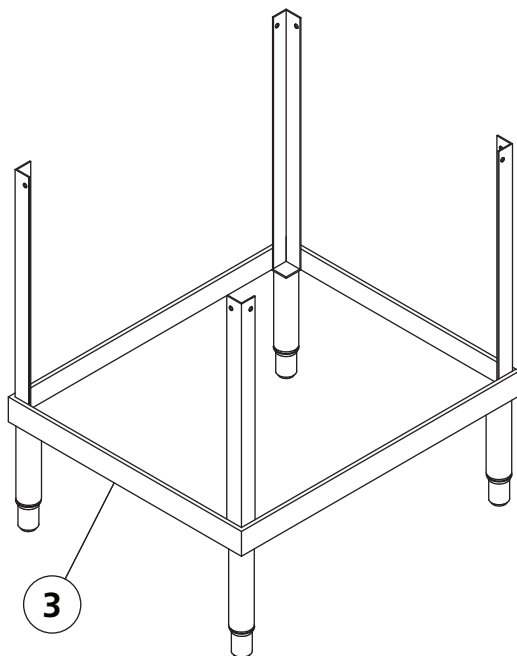
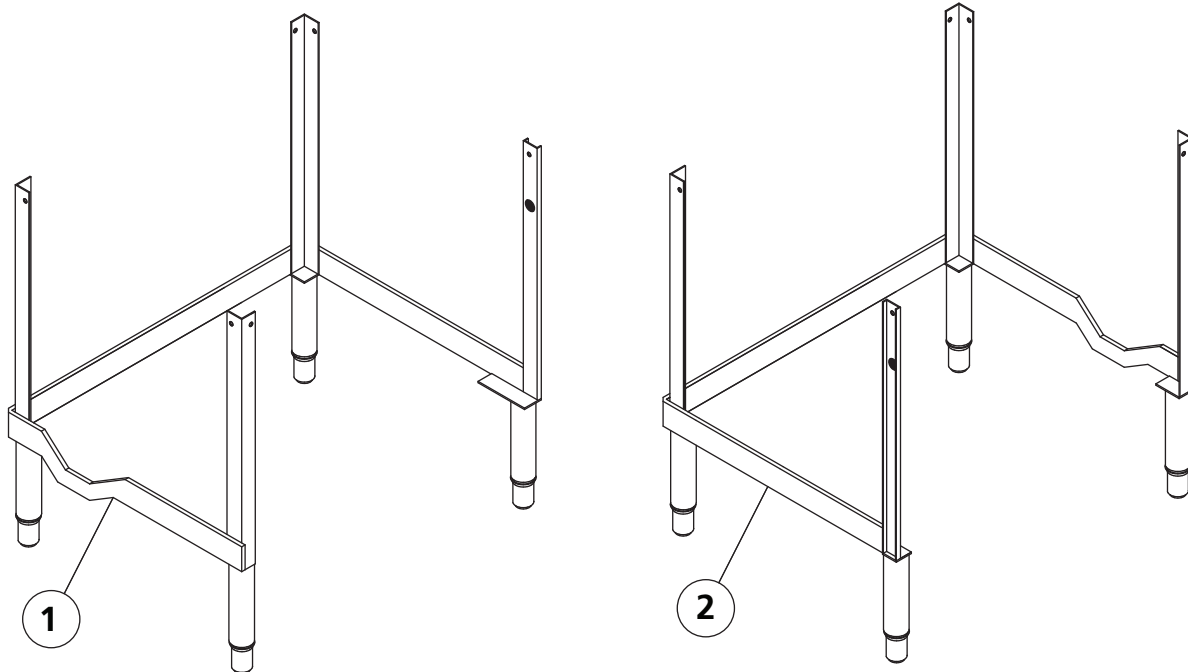


FRAMES

ITEM	DESCRIPTION	REMARKS	QTY	PART#
1	FRAME ASSEMBLY ER-44			0B-102554
2	FRAME ASSEMBLY ER-64			0B-102581

* TO ORDER, SUPPLY MACHINE MODEL AND SERIAL NUMBER

SCRAPPER FRAMES

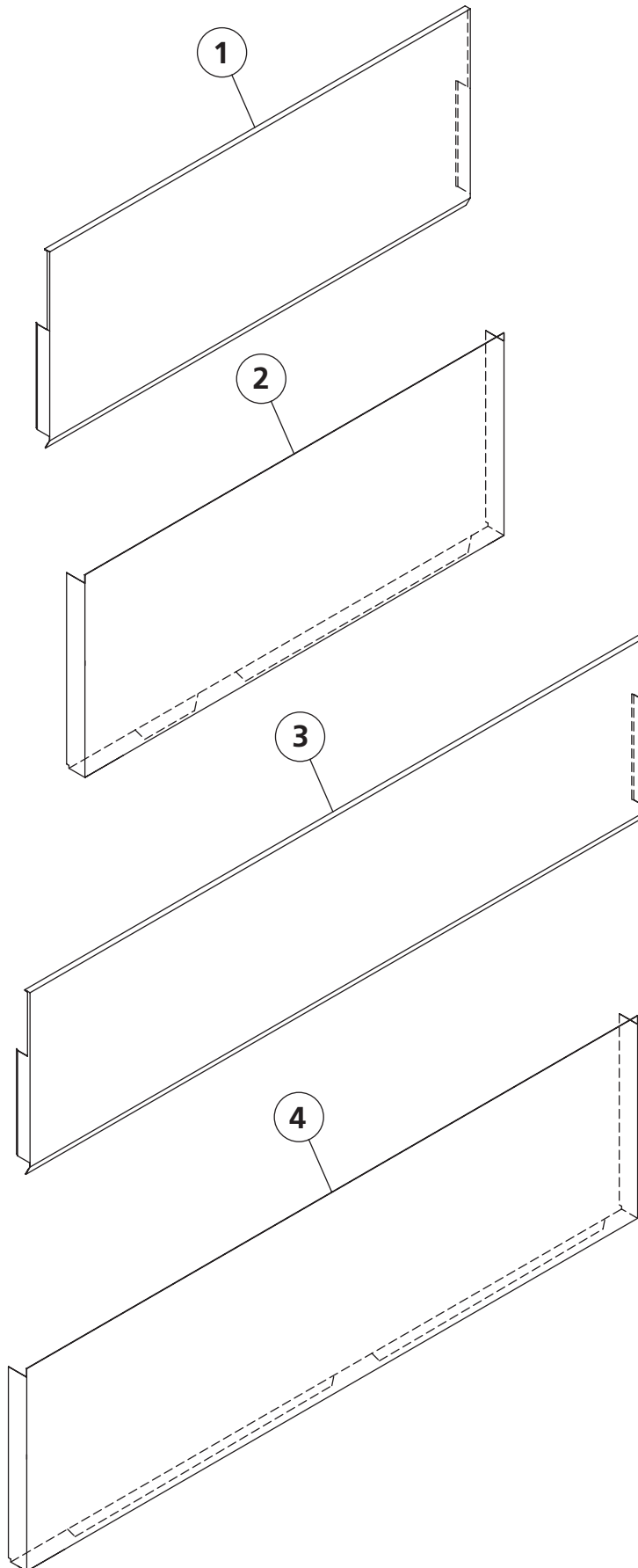


SCRAPPER FRAMES

ITEM	DESCRIPTION	REMARKS	QTY	PART#
1	FRAME, ASSEMBLY 29" SCRAPPER	LEFT TO RIGHT		0B-102584-LR
2	FRAME, ASSEMBLY 29" SCRAPPER	RIGHT TO LEFT		0B-102584-RL
3	FRAME, ASSEMBLY CORNER CATCH			0B-103505
	FRAME, ASSEMBLY END CATCH			0B-103508

* TO ORDER, SUPPLY MACHINE MODEL AND SERIAL NUMBER

FRONT PANELS

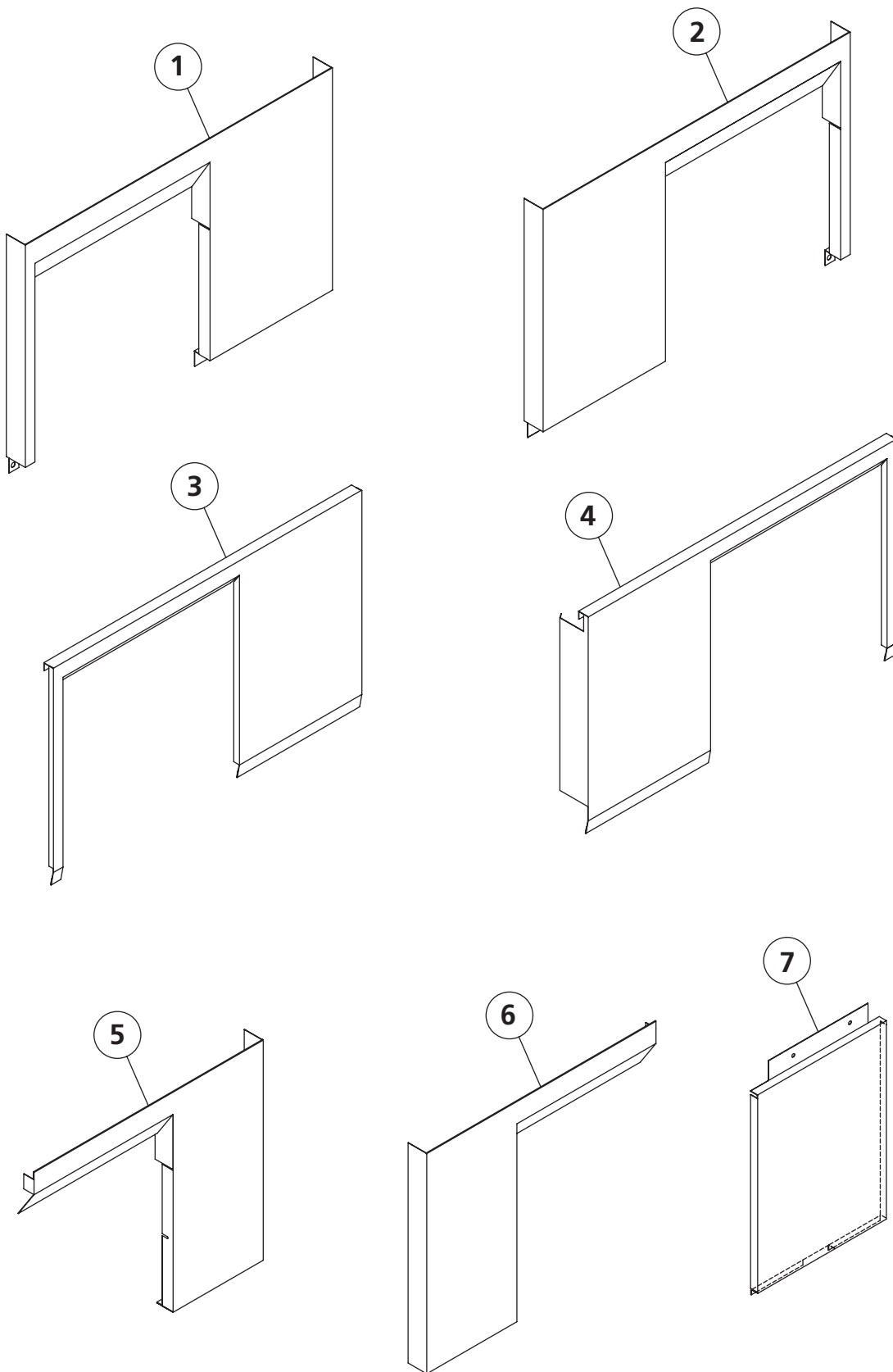


FRONT PANELS

ITEM	DESCRIPTION	REMARKS	QTY	PART#
1	PANEL, FRONT ER-44 STD DOOR	1 TANK		0A-104388
2	PANEL, FRONT ER-44 CAB DOOR	1 TANK		0A-104386
3	PANEL, FRONT ER-64 STD DOOR	2 TANK		0B-102641
4	PANEL, FRONT ER-64 CAB DOOR	2 TANK		0B-102641-CAB
NLA	PANEL,FRONT ER-76SC-CAB DOOR-LR			0B-103816CAB-LR
NLA	PANEL,FRONT ER-76SC-CAB DOOR-RL			0B-103816CAB-RL

* TO ORDER, SUPPLY MACHINE MODEL AND SERIAL NUMBER

SCRAPPER FRONT PANELS

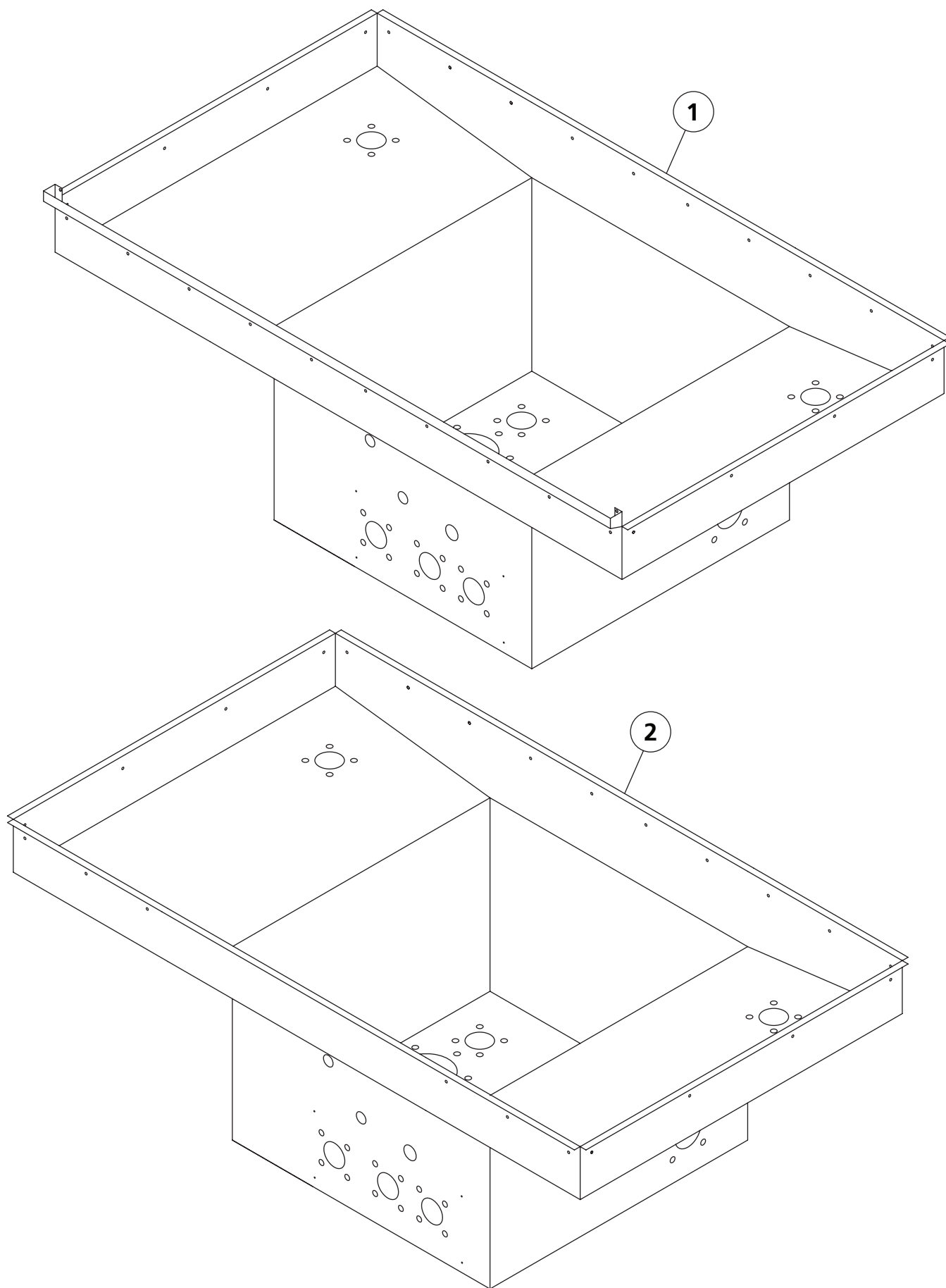


SCRAPPER FRONT PANELS

ITEM	DESCRIPTION	REMARKS	QTY	PART#
1	PANEL, FRONT 30" SCRAPPER, CAB, R-L			0A-106032-RL-C-30
2	PANEL, FRONT 30" SCRAPPER, CAB, L-R			0A-106031-LR-C-30
3	PANEL, FRONT 30" SCRAPPER, STD, R-L			0A-106032-RL-S-30
4	PANEL, FRONT 30" SCRAPPER, STD, L-R			0A-106031-LR-S-30
5	PANEL, FRONT 22" SCRAPPER, CAB, R-L			0A-104387-R
6	PANEL, FRONT 22" SCRAPPER, CAB, L-R			0A-104387-L
7	PANEL, SCRAPPER ER-76SC/94SC - UNIVERSAL	W/ CAB DOORS		0B-103816-CAB

* TO ORDER, SUPPLY MACHINE MODEL AND SERIAL NUMBER

TANK ASSEMBLY

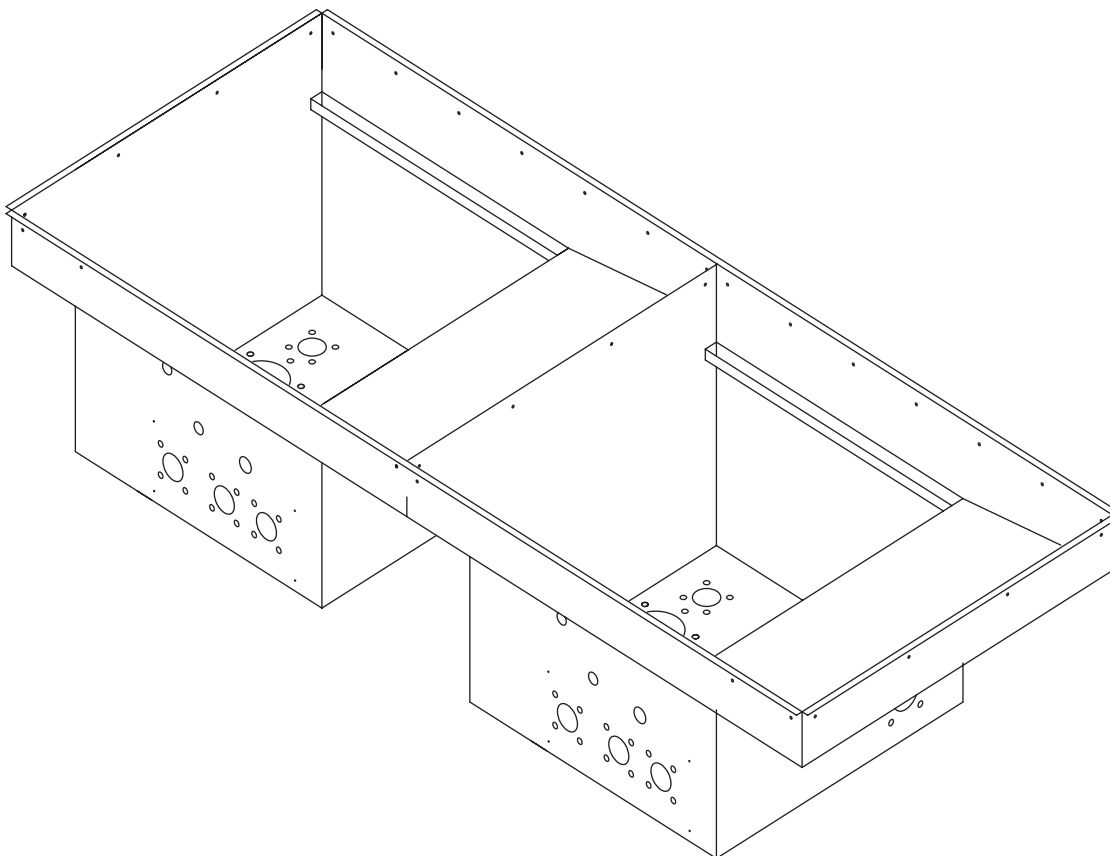
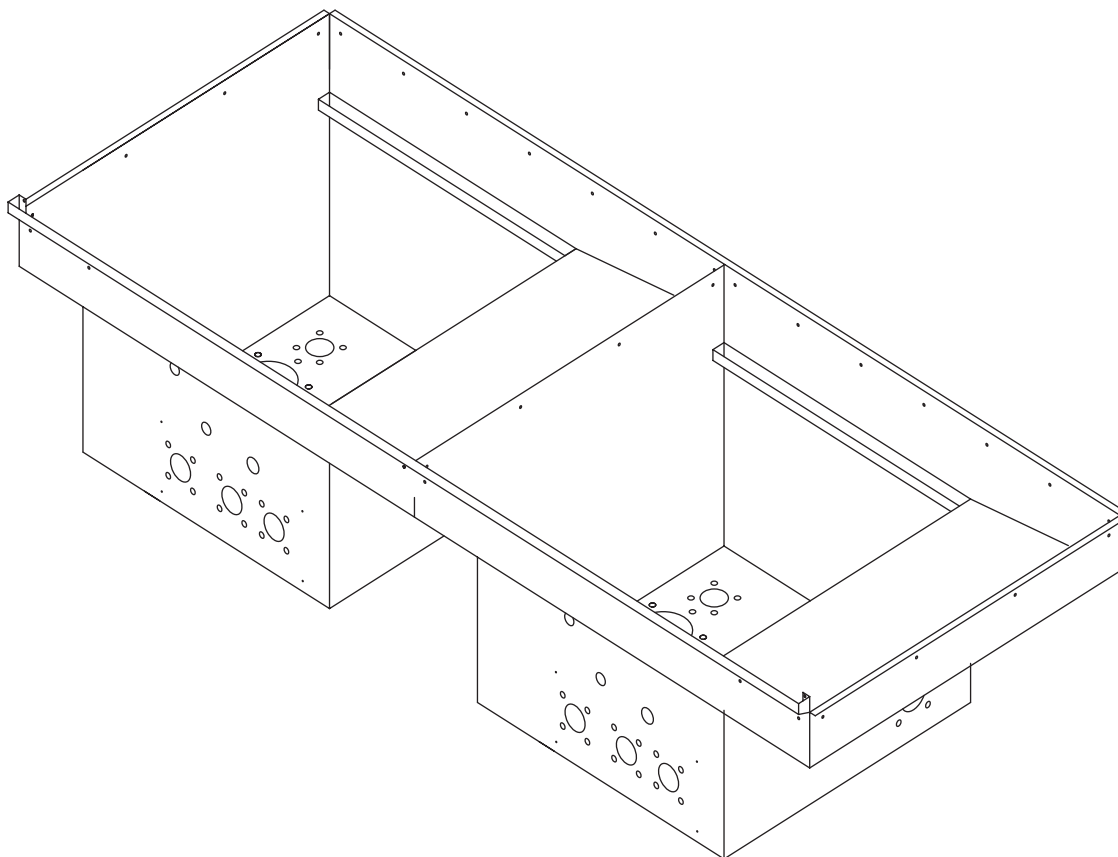


TANK ASSEMBLY

ITEM	DESCRIPTION	REMARKS	QTY	PART#
1	ER-44 CABINET DOOR TANK ASSEMBLY			0A-106967-EH
2	ER-44 STANDARD DOOR TANK ASSEMBLY			0B-106775-EH

* TO ORDER, SUPPLY MACHINE MODEL AND SERIAL NUMBER

2 TANK ASSEMBLY

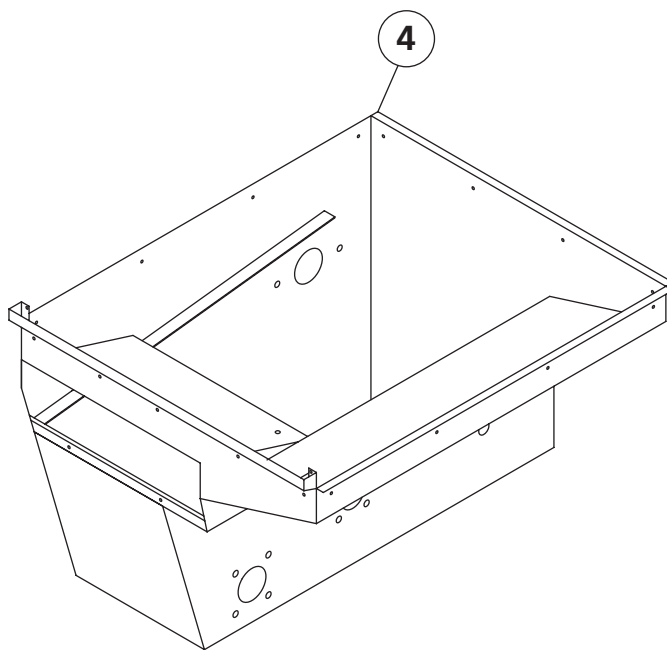
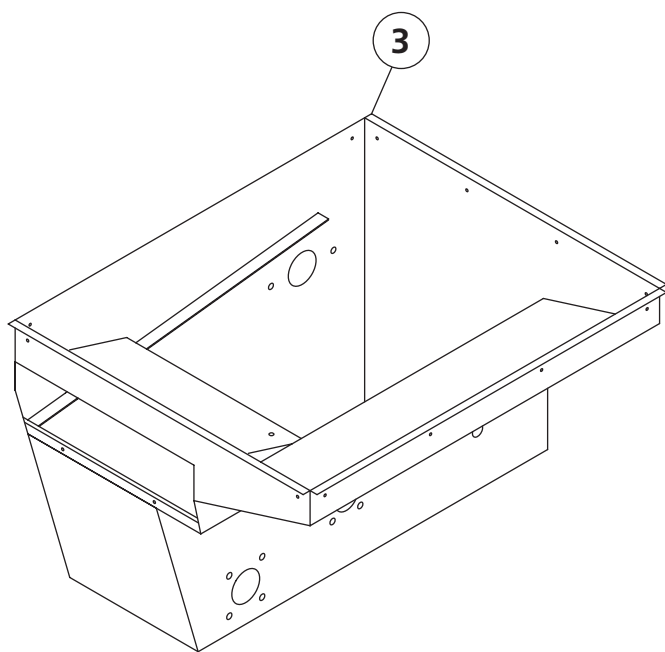
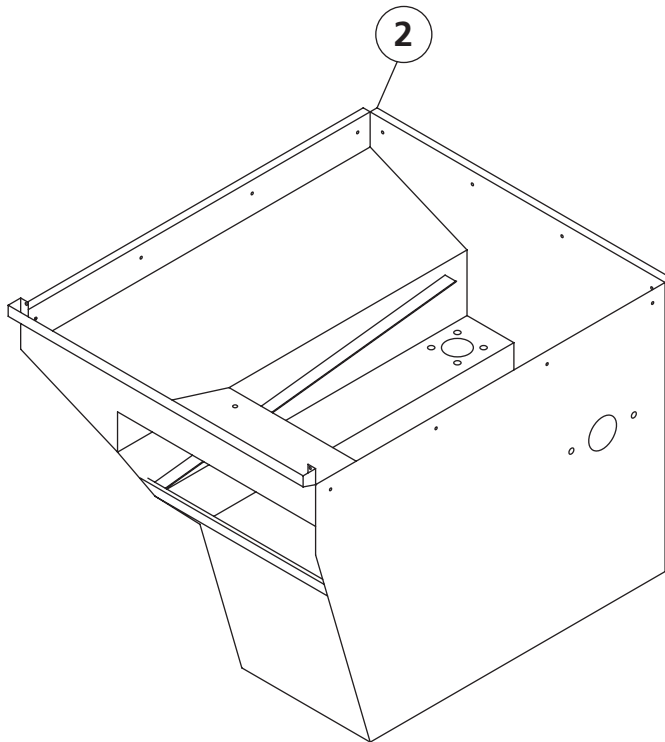
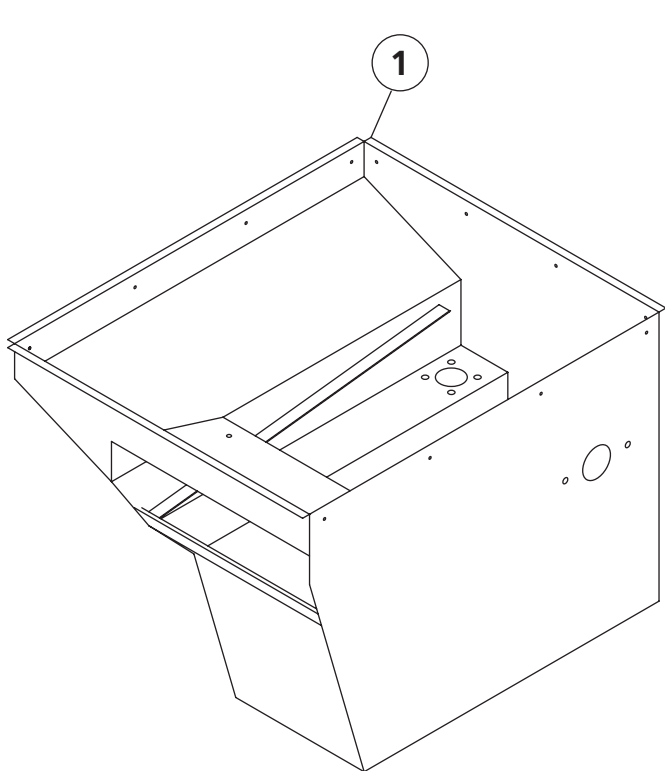


2 TANK ASSEMBLY

ITEM	DESCRIPTION	REMARKS	QTY	PART#
1	TANK ASSY ER-64 CABINET DOOR			0B-102658-CAB-EH
2	TANK ASSY ER-64 STANDARD DOOR			0B-102658-EH

* TO ORDER, SUPPLY MACHINE MODEL AND SERIAL NUMBER

22" SCRAPPER TANK ASSEMBLY

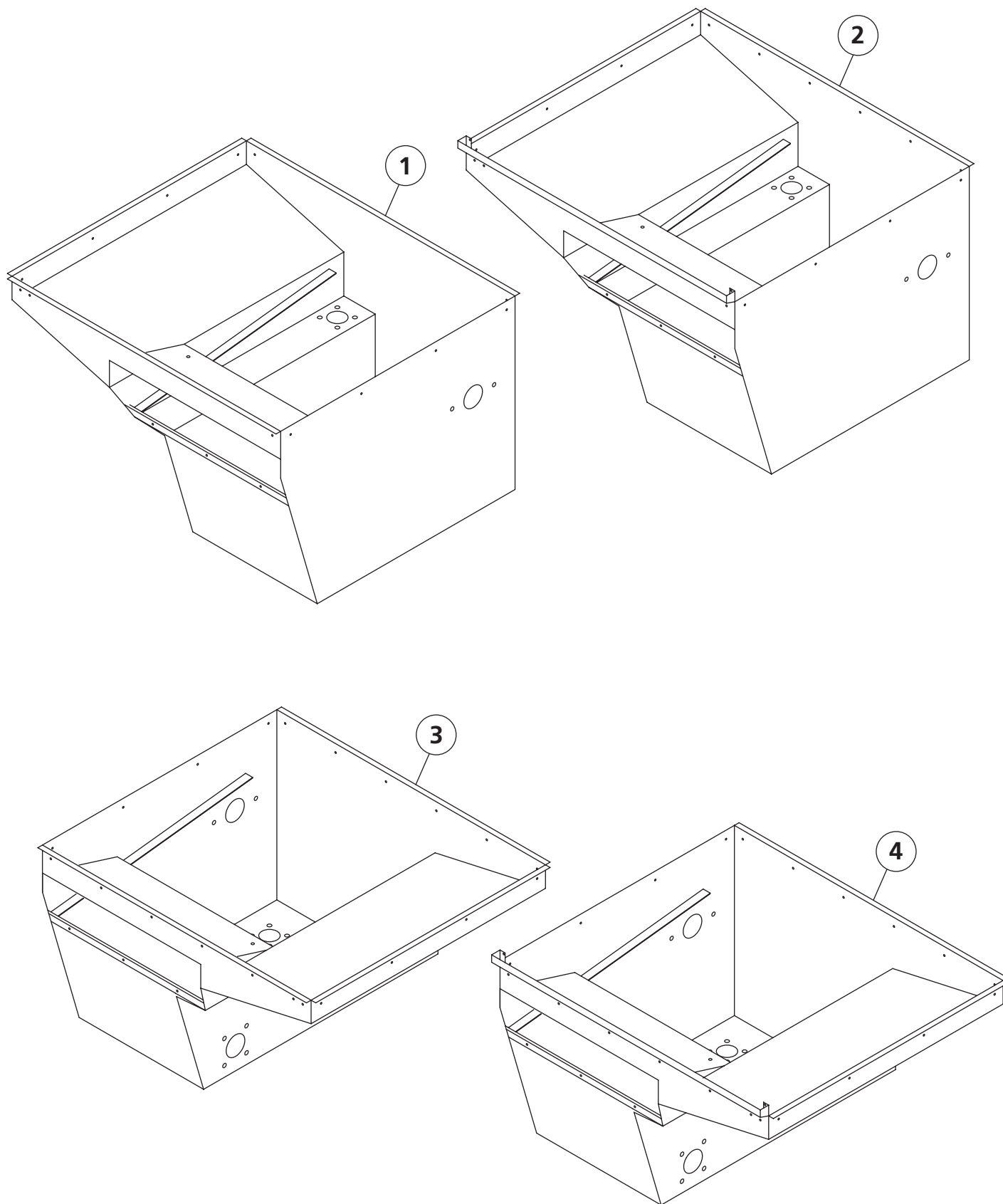


22" SCRAPPER TANK ASSEMBLY

ITEM	DESCRIPTION	REMARKS	QTY	PART#
1	TANK ASSY 22" SCRAPPER-LR-STD DOOR			0B-102283-LR-S
2	TANK ASSY 22" SCRAPPER-LR-CAB DOOR			0B-102283-LR-C
3	TANK ASSY 22" SCRAPPER-RL-STD DOOR			0B-102283-RL-S
4	TANK ASSY 22" SCRAPPER-RL-CAB DOOR			0B-102283-RL-C

* TO ORDER, SUPPLY MACHINE MODEL AND SERIAL NUMBER

30" SCRAPPER TANK ASSEMBLY

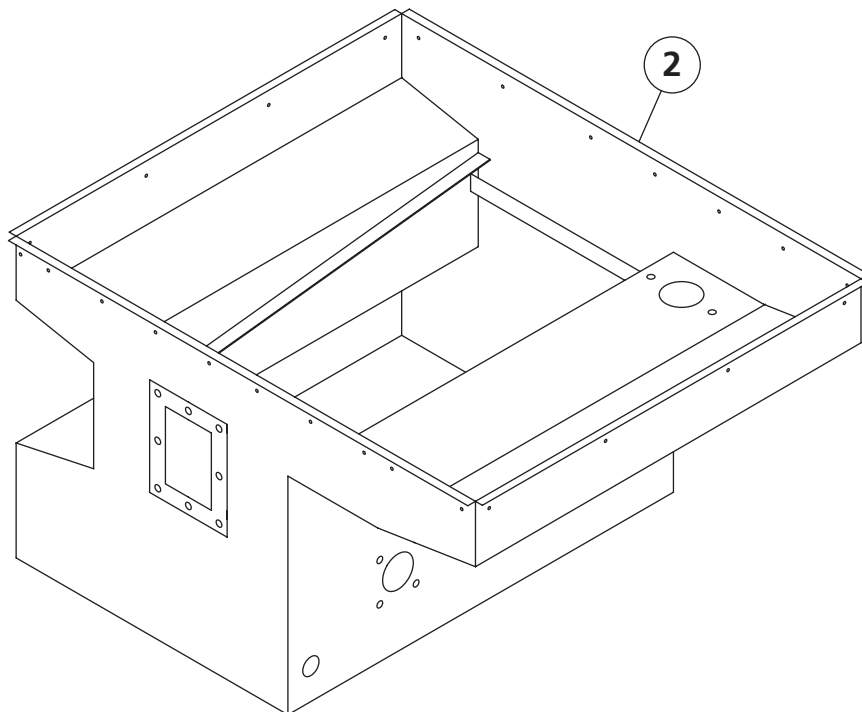
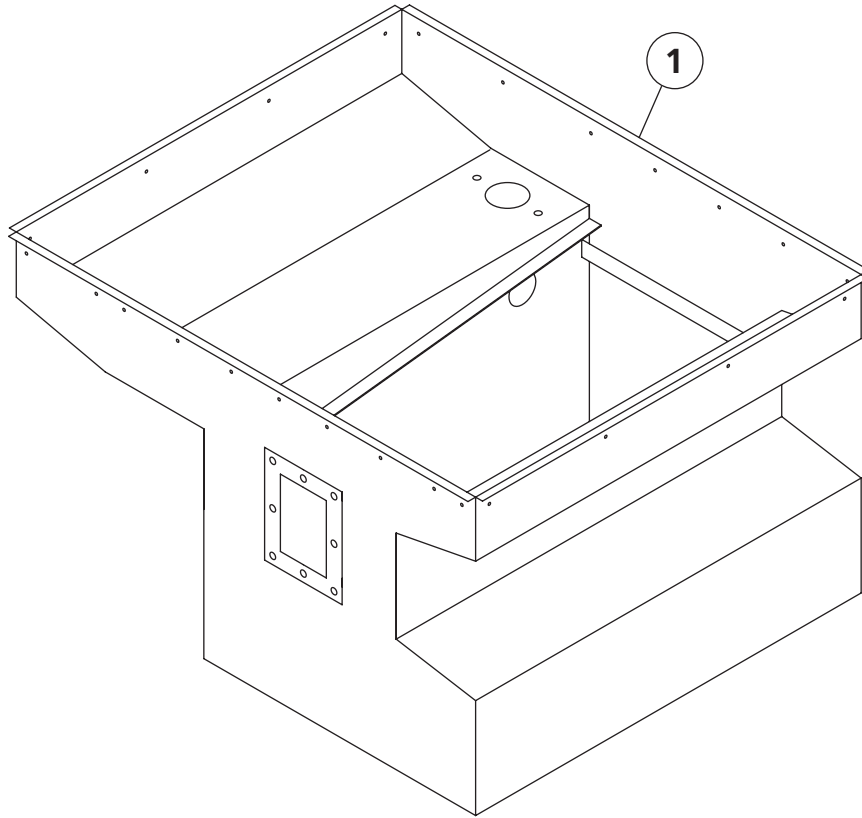


30" SCRAPPER TANK ASSEMBLY

ITEM	DESCRIPTION	REMARKS	QTY	PART#
1	TANK ASSY 29" SCRAPPER-LR-STD DOOR			0B-102575-LR-S
2	TANK ASSY 29" SCRAPPER-LR-CAB DOOR			0B-102575-LR-C
3	TANK ASSY 29" SCRAPPER-RL-STD DOOR			0B-102575-RL-S
4	TANK ASSY 29" SCRAPPER-RL-CAB DOOR			0B-102575-RL-C

* TO ORDER, SUPPLY MACHINE MODEL AND SERIAL NUMBER

30" CORNER SCRAPER TANKS

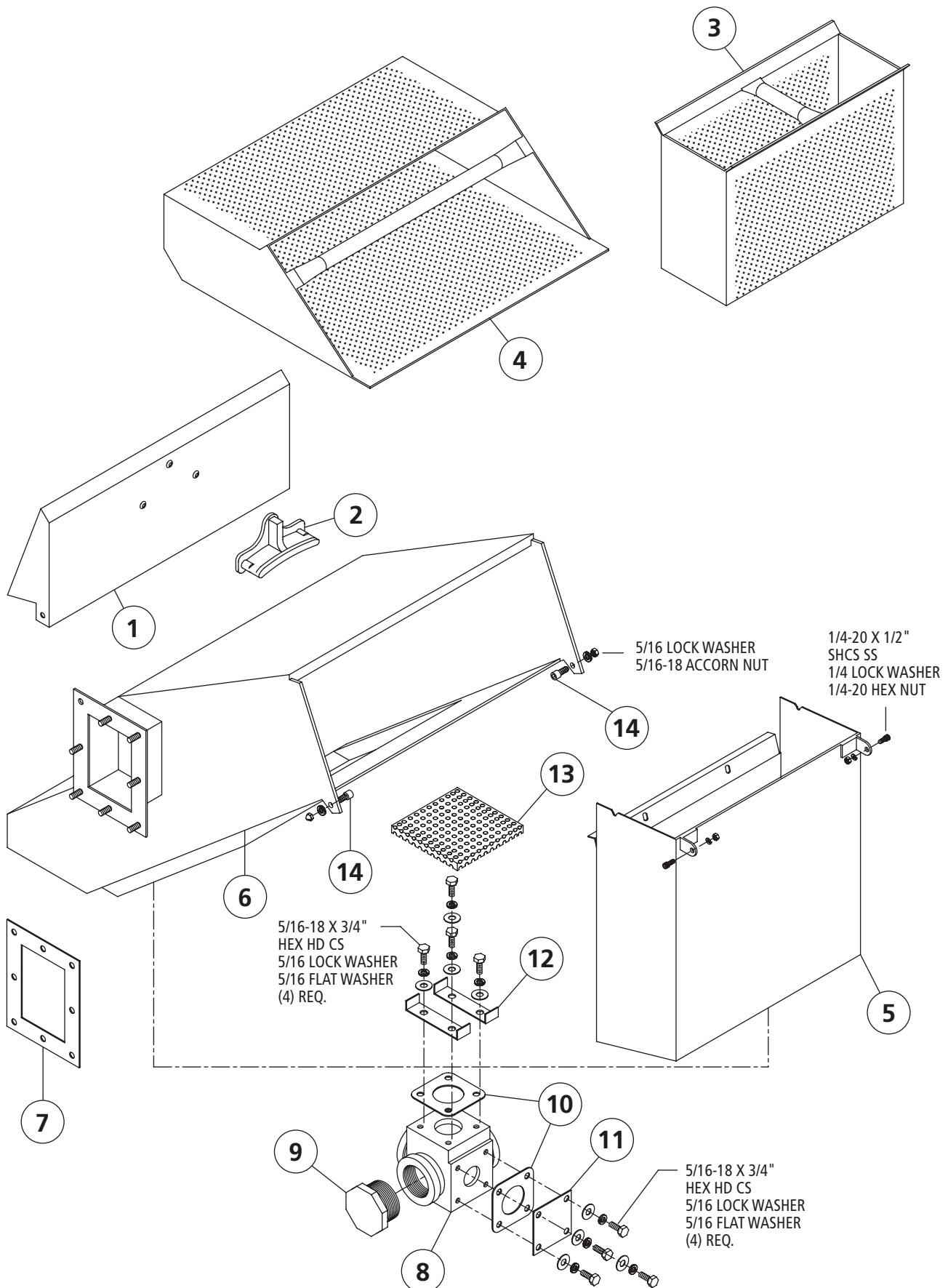


30" CORNER SCRAPPER TANKS

ITEM	DESCRIPTION	REMARKS	QTY	PART#
1	TANK ASSY 30" SCR CORNER R-L			0B-103225-RL
2	TANK ASSY 30" SCR CORNER L-R			0B-103225-LR

* TO ORDER, SUPPLY MACHINE MODEL AND SERIAL NUMBER

SCRAP CATCHMENT & BASKETS

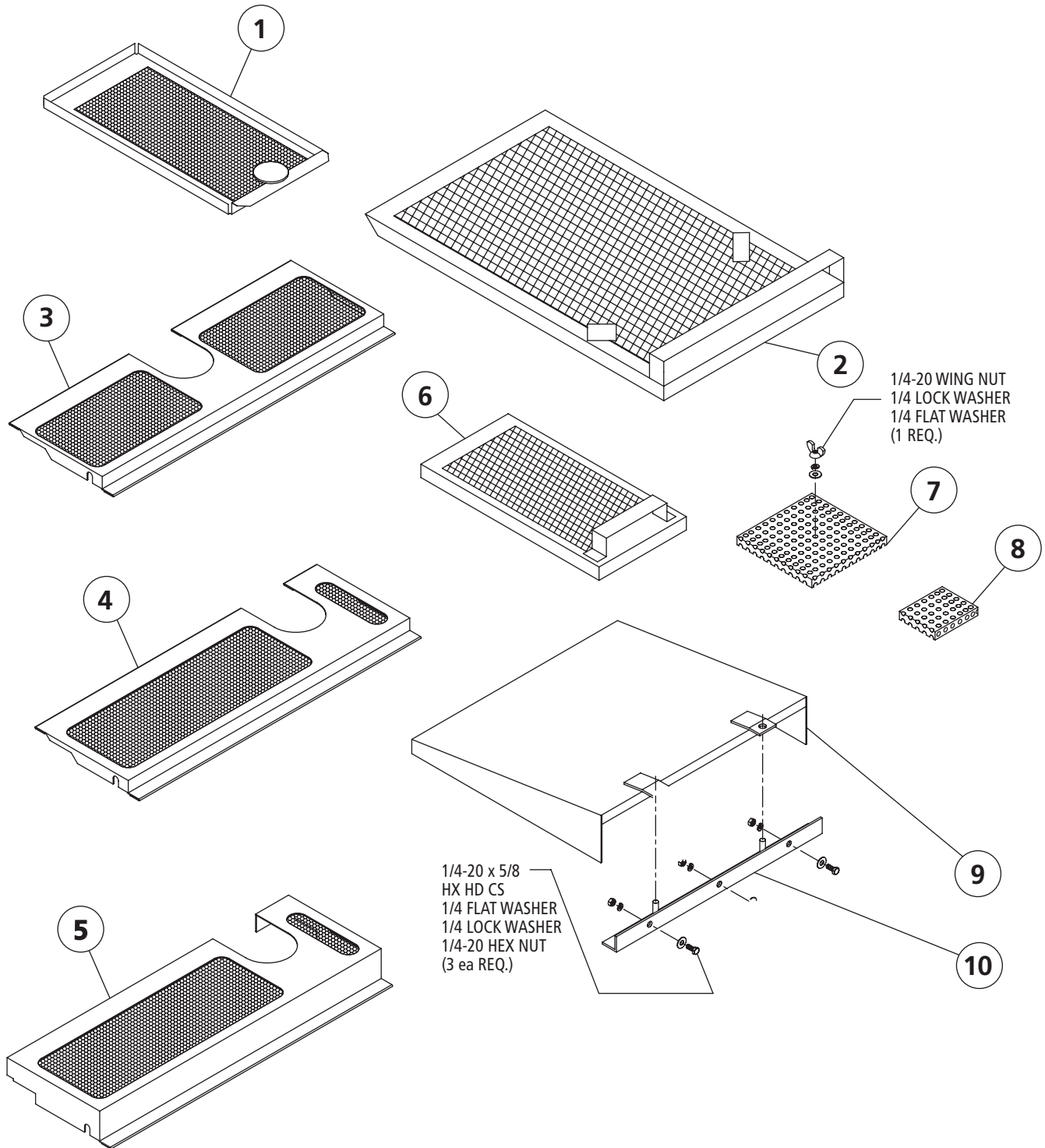


SCRAP CATCHMENT & BASKETS

ITEM	DESCRIPTION	REMARKS	QTY	PART#
1	DOOR SCRAP CATCHMENT OUTBOARD	22"		0B-102615
	DOOR SCRAP CATCHMENT OUTBOARD	29"		0B-106033
2	BLUE PLASTIC DOOR HANDLE W/SCREWS			0B-591448
3	SCRAP BASKET ASSY 22"	12-1/4" WIDE		0B-102259
	SCRAP BASKET ASSY 29"	16-1/2" WIDE		0B-106029
4	SCRAP BASKET SIDE MTD CATCHMENT	16-1/2" WIDE		0C-102614
5	SCRAP CATCHMENT ASSY 22"	L-R		0B-102266
	SCRAP CATCHMENT ASSY 22"	R-L		0B-103595
	SCRAP CATCHMENT ASSY 29"	L-R		0A-105628
	SCRAP CATCHMENT ASSY 29"	R-L		0A-106732
6	SCRAPPER CATCHMENT, SIDE MOUNTED			0C-102613
7	GASKET, SIDE MOUNT CATCHMENT			0A-103788
8	TEE OVERFLOW ASSY DRAIN TEE #97			0B-101871
9	PVC PLUG 2"			0P-681698
10	DRAIN TEE BOX GASKET			0A-571114
11	STAINLESS STEEL BLANK PLATE			0A-103326
12	RETAINER, SCRAPPER CATCHMENT SCREEN			0A-102625
13	SCREEN DRAIN	5.25" X 5.25"		0A-102616
14	SCREW, HINGE CLEAN OUT DOOR			0P-676769

* TO ORDER, SUPPLY MACHINE MODEL AND SERIAL NUMBER

STRAINER PANS

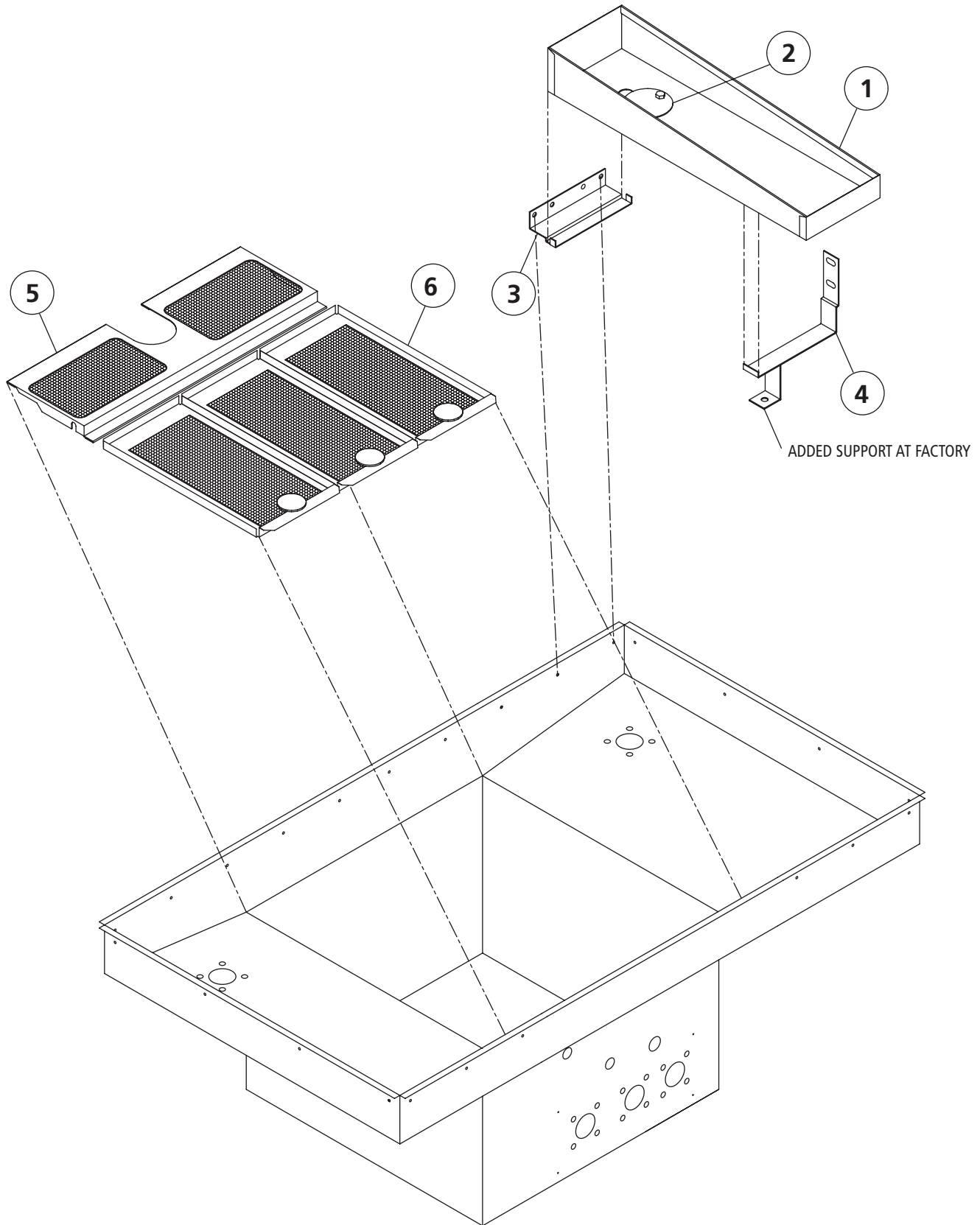


STRAINER PANS

ITEM	DESCRIPTION	REMARKS	QTY	PART#
1	PAN, STRAINER WASH TANK			0A-106647
2	PAN, STRAINER SCRAP SCREEN	12-1/2 X 21		0B-102261
	PAN, STRAINER SCRAP SCREEN	16-1/2 X 21		0B-106030
3	SUPPORT, STRAINER PAN ER-44			0A-106979
4	SUPPORT, STRAINER PAN ER-64 TANKS			0A-106737
5	SUPPORT, STRAINER PAN-GEN2 TANK			0A-107107
6	STRAINER PAN	12-1/2 X 21		0A-102716
7	SCREEN DRAIN			0A-102616
8	SCREEN OVERFLOW			0A-107058
9	DIVERTER, SCRAP TANK WATER	CORNER SCRAPER		0B-103797
10	BRACKET, SCRAP TANK WATER DIVERTER	CORNER SCRAPER		0A-103798

* TO ORDER, SUPPLY MACHINE MODEL AND SERIAL NUMBER

TYPICAL ER-44 TANK ASSEMBLY

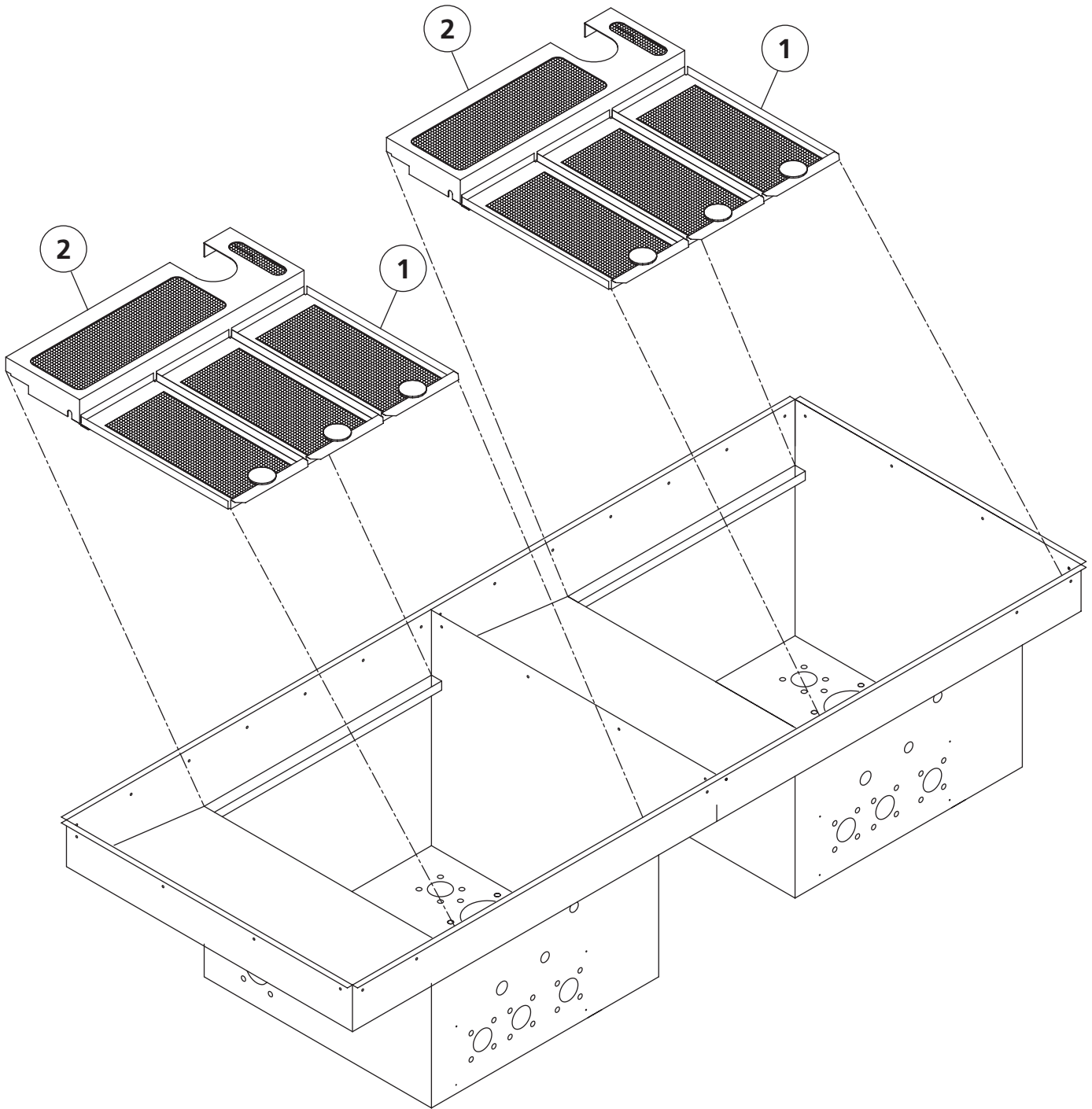


TYPICAL ER-44 TANK ASSEMBLY

ITEM	DESCRIPTION	REMARKS	QTY	PART#
1	PAN, RINSE SAVER			0B-102560
2	DIVERTER, RINSE SAVER PAN			0A-102559
3	BRACKET, RINSE SAVER PAN REAR			0A-106974
4	BRACKET, RINSE SAVER PAN FRONT			0A-106975
5	SUPPORT, STRAINER PAN ER-44			0A-106979
6	PAN, STRAINER WASH TANK			0A-106647

* TO ORDER, SUPPLY MACHINE MODEL AND SERIAL NUMBER

ER-64 BASED STRAINER PAN LOCATION

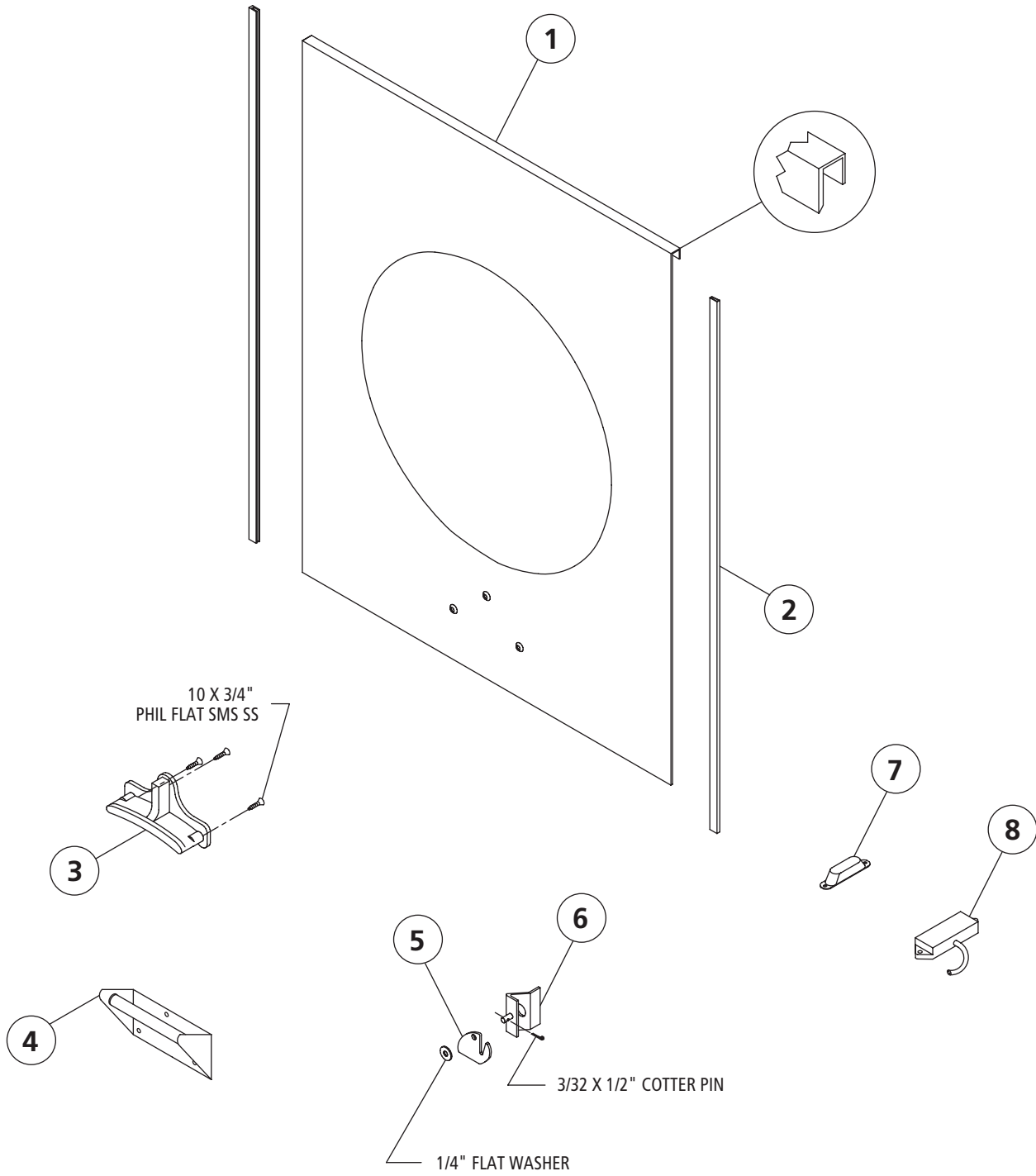


ER-64 BASED STRAINER PAN LOCATION

ITEM	DESCRIPTION	REMARKS	QTY	PART#
1	PAN, STRAINER WASH TANK			0A-106647
2	SUPPORT, STRAINER PAN-GEN2 TANK			0A-107107
	SUPPORT, STRAINER PAN ER TANK			0A-106737

* TO ORDER, SUPPLY MACHINE MODEL AND SERIAL NUMBER

LIFT UP DOORS

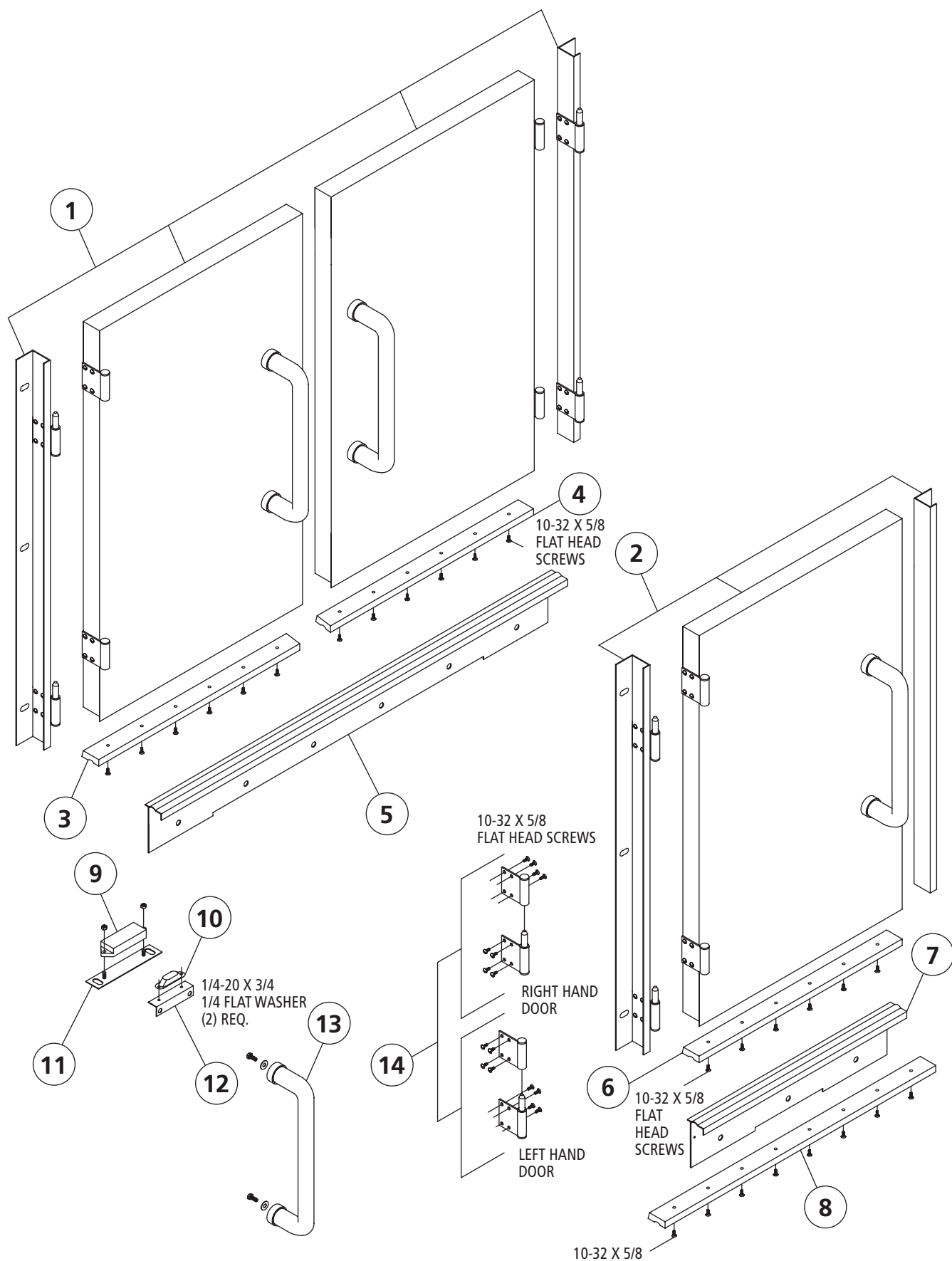


LIFT UP DOORS

ITEM	DESCRIPTION	REMARKS	QTY	PART#
1	DOOR, TEFLON 23.5 X 29	OLD STD.		0A-105844
	DOOR, TEFLON 23.5 X 32	STD.		0A-105978
	DOOR, TEFLON 23.5 X 35	PLUS 3" HOOD		0A-105979
	DOOR, TEFLON 17.5 X 29. 22" SCRAPER	OLD STD.		0A-105846
	DOOR, TEFLON 17.5 X 32. 22" SCRAPER	STD.		0A-105982
	DOOR, TEFLON 17.5 X 35. 22" SCRAPER	PLUS 3" HOOD		0A-105983
2	GUIDE, BLUE TEFLON DOOR 28-1/4"	OLD STD.		0P-575775
	GUIDE, BLUE TEFLON DOOR 31-1/2"	STD.		0P-576948
	GUIDE, BLUE TEFLON DOOR 36-1/2"	PLUS 3" HOOD		0P-575286
3	HANDLE, DOOR W/SCREWS			0B-591448
4	HANDLE, STAINLESS STEEL	PRISON PKG.		0A-103314
5	CATCH SAFETY			0A-101578
6	BRACKET, DOOR SFETY CATCH			0A-101759
7	MAGNET, ASSEMBLY STERO REED			0A-104275
8	SWITCH, REED WITH SJ CORD			0B-105595
ER-44 HAS 1 LIFT UP DOOR				
ER-64 HAS 2 LIFT UP DOORS				
ER-66S HAS 1 LIFT UP & 1 22" LIFT UP SCRAPER DOOR				
ER-76S HAS 2 LIFT UP DOORS				
ER-86S HAS 2 LIFT UP & 1 22" LIFT UP SCRAPER DOOR				
ER-94S HAS 3 LIFT UP DOORS				
CORNER SCRAPPERS DO NOT HAVE A DOOR				

* TO ORDER, SUPPLY MACHINE MODEL AND SERIAL NUMBER

CABINET STYLE DOORS

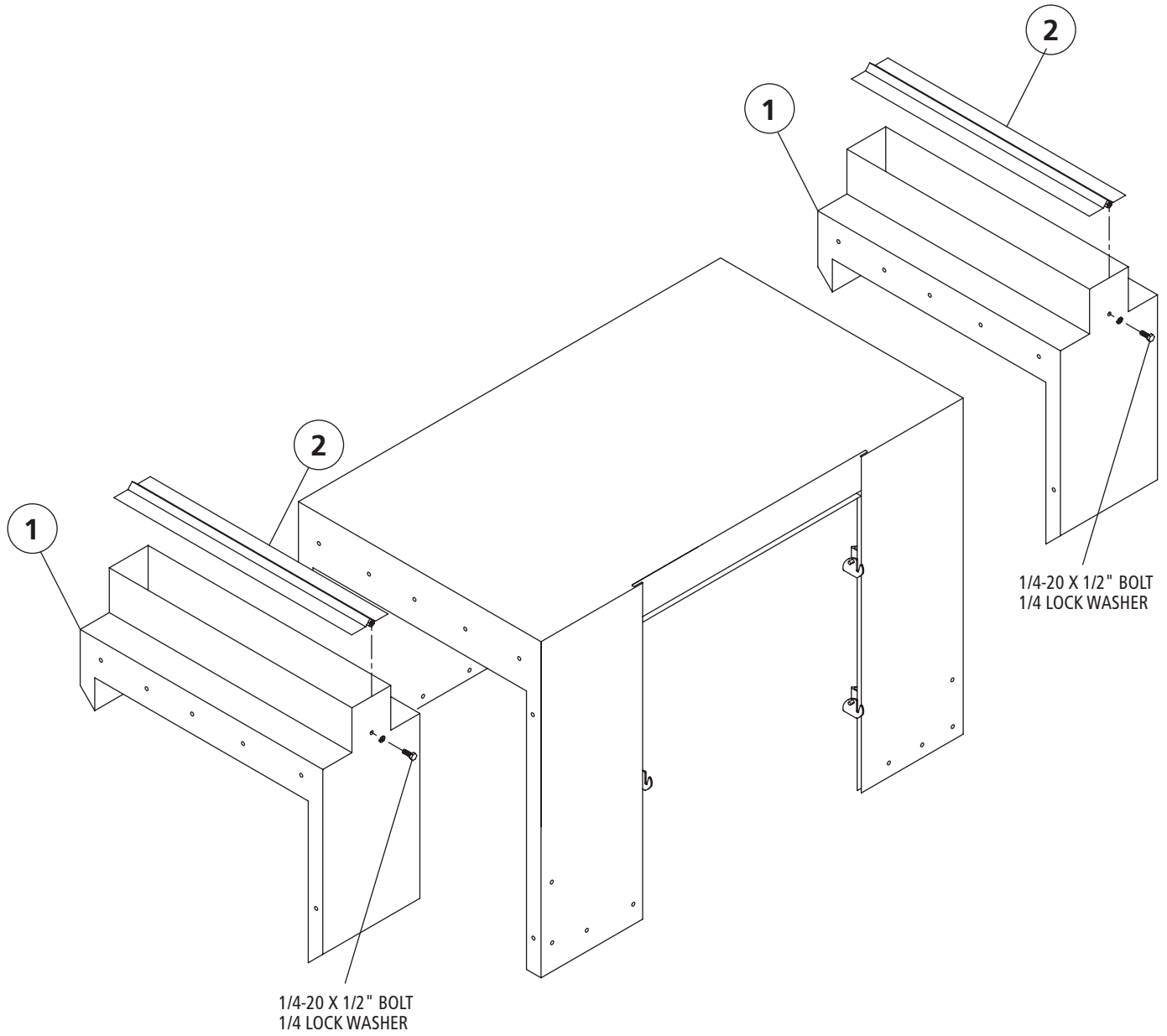


CABINET STYLE DOORS

ITEM	DESCRIPTION	REMARKS	QTY	PART#
1	DOORS, DOUBLE 18" CABINET DOOR ASSEMBLY	INCLUDES #3, 4, 13 & 14		* 0Z-990037
2	DOOR, SINGLE 18" CABINET DOOR ASSEMBLY	INCLUDES #6, 13 & 14		* 0Z-990035
	DOOR, SINGLE 24" CABINET DOOR ASSEMBLY	INCLUDES #8, 13 & 14		* 0Z-990036
3	SEAL, 2 DOOR LEFT UHMW NARROW			0A-106691
4	SEAL, 2 DOOR RIGHT UHMW NARROW			0A-106692
5	THRESHOLD, 36" CABINET DOUBLE DOOR			0A-106725
6	SEAL, DOOR 18" UHMW NARROW			0A-106690
7	THRESHOLD, 18" NARROW DOOR			0A-106723
	THRESHOLD, 24" WIDE DOOR			0A-106724
8	SEAL, DOOR 24" WIDE DOOR			0A-106693
9	REED SWITCH ASSEMBLY			0B-104274
10	MAGNET, ASSY STERO REED B10-4274			0A-104275
11	BRACKET, INSULATED DOOR SWITCH			0A-106735
12	BRACKET, INSULATED DOOR MAGNET			0A-106736
13	HANDLE, TUBULAR INSULATED DOOR			0A-106703
14	HINGE, INSULATED CAB DOOR			0P-606680
ER-44 HAS DOUBLE 18" CAB DOOR SET				
ER-64 HAS 2 SINGLE 24" CAB DOOR				
ER-66S HAS DOUBLE 18" SET & SINGLE 18" SCRAPER DOOR				
ER-76S HAS DOUBLE 18" SET AND SINGLE 24" SCRAPER DOOR				
ER-86S HAS 2 SINGLE 24" DOORS AND 1 SINGLE 18" SCRAPER DOOR				
ER-94S HAS 2 SINGLE 24" DOORS AND 1 SINGLE 24" SCRAPER DOOR				
CORNER SCRAPPERS DO NOT HAVE A DOOR				

* TO ORDER, SUPPLY MACHINE MODEL AND SERIAL NUMBER

EXHAUST VENT COWLS

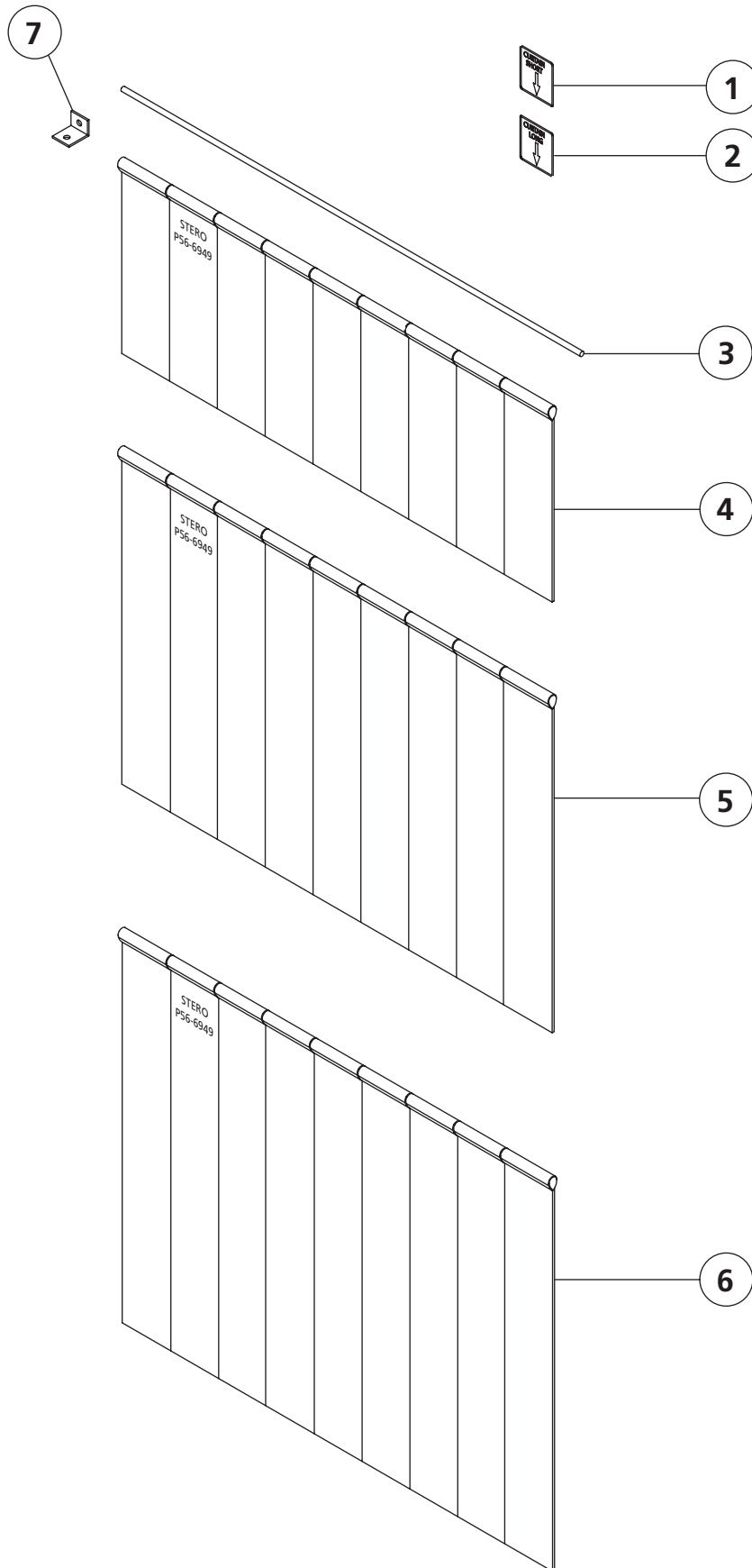


EXHAUST VENT COWLS

ITEM	DESCRIPTION	REMARKS	QTY	PART#
1	VENT COWL			0A-101255
	VENT COWL + 3"			0A-106562
	VENT COWL + 6"			0A-106563
	VENT COWL, SIDE LOAD EXT PAWL			0A-102010
2	DAMPER VENT COWL 24-3/4" X 3-3/4"			0A-103680

* TO ORDER, SUPPLY MACHINE MODEL AND SERIAL NUMBER

CURTAINS & RODS

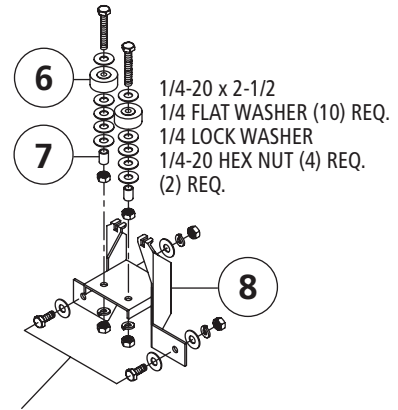
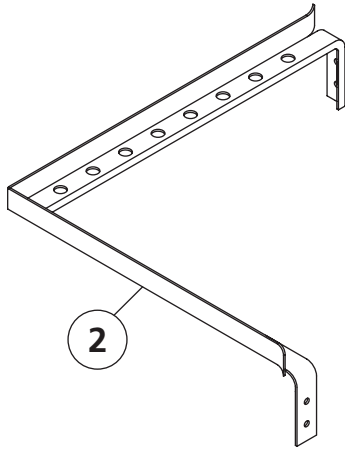
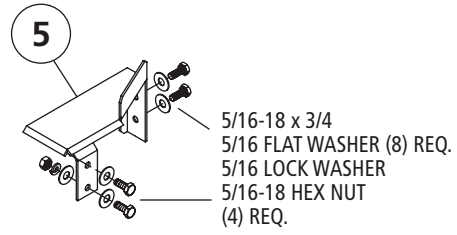
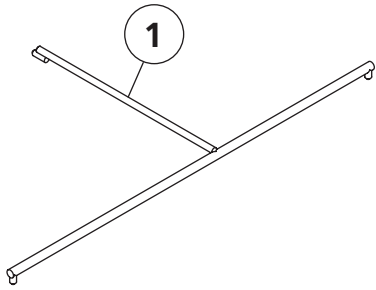


CURTAINS & RODS

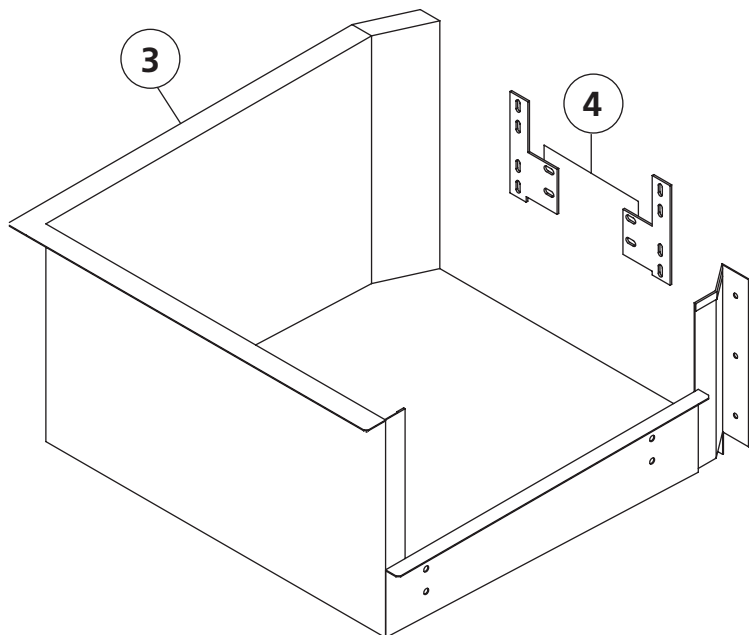
ITEM	DESCRIPTION	REMARKS	QTY	PART#
1	DECAL, CURTAIN SHORT			0A-691974
2	DECAL, CURTAIN LONG			0A-691975
3	ROD, CURTAIN 24-1/8 X 1/4" DIA	STANDARD		0A-102202
	ROD, CURTAIN 22-1/4 X 1/4" DIA SLOTTED	USED WITH HOOD EXTENSIONS		0A-102213
4	CURTAIN, SHORT SIZE "D"	22-5/8 X 9"		0P-561685
5	CURTAIN, LONG SIZE "C"	22-5/8 X 17"		0P-561684
6	CURTAIN, LONG SIZE "E"	22-5/8 X 20"		0P-566949
7	BRACKET, PRISON PACKAGE			0A-105168
NOT SHOWN	CURTAIN, EXTRA LONG (USED ON MACHINES WITH + 6 HOOD HEIGHT)	22-5/8 X 24"		0P-565629
NOT SHOWN	CURTAIN HOOK (WELDED TO MACHINE)			0A-102677
NOT SHOWN	PRISON PACKAGE CURTAIN ROD	STUD WELDED ON AT FACTORY		* 0A-102202

* TO ORDER, SUPPLY MACHINE MODEL AND SERIAL NUMBER

SIDE LOADER PARTS

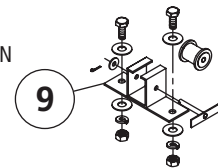


5/16-18 x 7/8
 5/16 FLAT WASHER (4) REQ.
 5/16 LOCK WASHER
 5/16-18 HEX NUT
 (4) REQ.



5/16-18 x 1
 5/16 FLAT WASHER
 5/16 LOCK WASHER
 5/16-18 HEX NUT (4) REQ.
 (2) REQ.

1/16 X 3/8 COTTER PIN
 1/4 FLAT WASHER

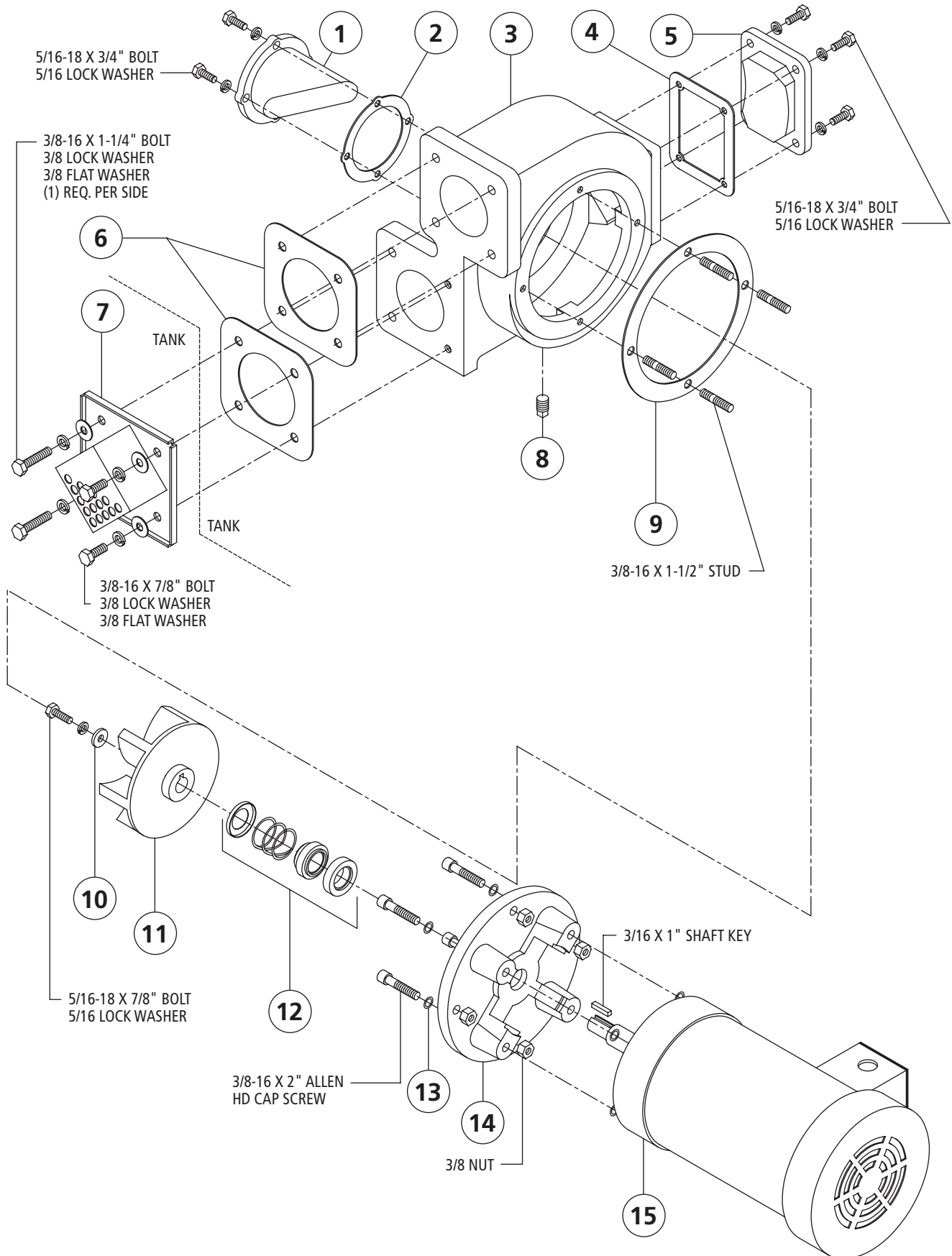


SIDE LOADER PARTS

ITEM	DESCRIPTION	REMARKS	QTY	PART#
1	BRACKET, RACK SUPPORT L-R	RAC-27		0A-107061
	BRACKET, RACK SUPPORT R-L	RAC-27		0A-107062
	BRACKET, RACK SUPPORT L-R	RAC-32		0A-107065
	BRACKET, RACK SUPPORT R-L	RAC-32		0A-107066
2	TRACK, L-R	RAC-27		0B-107088
	TRACK, R-L	RAC-27		0B-107089
	TRACK, L-R	RAC-32		0B-107092
	TRACK, R-L	RAC-32		0B-107093
3	TANK, SIDE LOADER L-R	RAC-27		0B-107076
	TANK, SIDE LOADER R-L	RAC-27		0B-107077
	TANK, SIDE LOADER L-R	RAC-32		0B-107080
	TANK, SIDE LOADER R-L	RAC-32		0B-107081
4	BRACKET, JOINER	ALL	2	0A-107106
5	SHELF, RACK L-R	RAC-27		0A-107094
	SHELF, RACK R-L	RAC-27		0A-107095
	SHELF, RACK L-R	RAC-32		0A-107098
	SHELF, RACK R-L	RAC-32		0A-107099
6	ROLLER, BELT	ALL	2	0A-591140
7	STANDOFF, .375 DIA .75 LG	ALL	2	0A-102070
8	BRACKET, GUIDE PAWL BAR	ALL		0A-107100
9	ASSYEMBLY, ROLLER BRACKET	ALL		0F-990079
	COMPLETE RAC-27 SIDE LOADER L-R	W/O HOOD		0A-104430
		W/ HOOD		0A-104431
	COMPLETE RAC-27 SIDE LOADER R-L	W/O HOOD		0A-107120
	COMPLETE RAC-32 SIDE LOADER L-R	W/O HOOD		0A-107123
	COMPLETE RAC-32 SIDE LOADER R-L	W/O HOOD		0A-107124

* TO ORDER, SUPPLY MACHINE MODEL AND SERIAL NUMBER

368 PUMP & 2 HP MOTOR

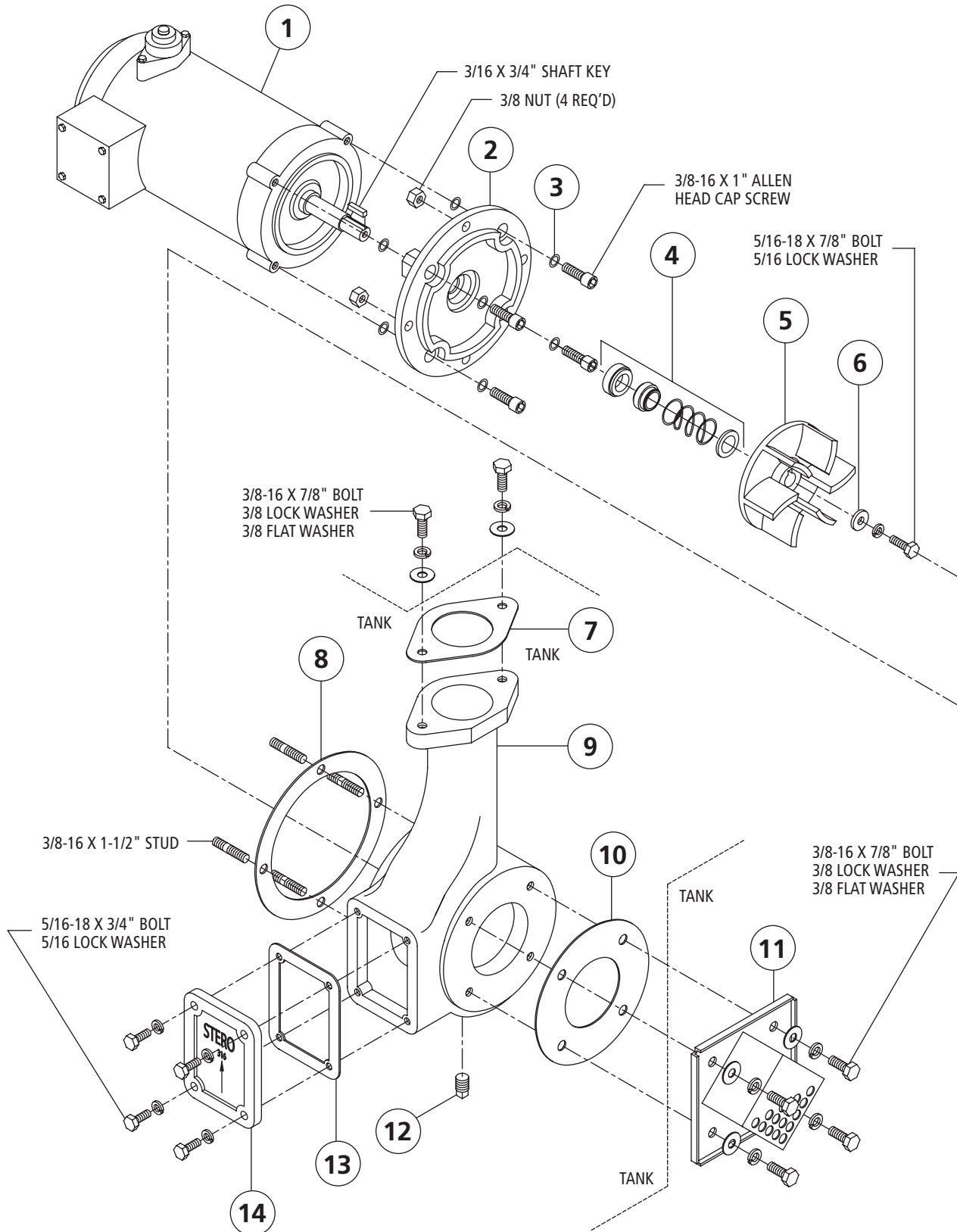


368 PUMP & 2 HP MOTOR

ITEM	DESCRIPTION	REMARKS	QTY	PART#
1	COVER, CLEAN OUT #371			0A-101300
2	GASKET "Z1" ROUND INSPECTION COVER			0A-571755
3	PUMP HOUSING #368			0C-101089
4	GASKET "G" 317 INSPECTION COVER			0A-571754
5	COVER, INSPECTION #317			0A-101753
6	GASKET "N" 368 PUMP MOUNTING		2	0B-571757
7	ASSM. PUMP INTAKE SCREEN UNIVERSAL			0B-105763
8	PLUG, BLACK IRON 1/4" MIP			0P-681605
9	GASKET, "Z" MOTOR FLANGE LARGE			0B-571756
10	WASHER, HEAVY FLAT MOTOR END SHAFT TO IMPELLAR			0A-102014
11	IMPELLER SS #375 (2 HORSE)			0B-105488
12	SHAFT SEAL 1"			0P-571697
13	WASHER, SS MOTOR FLANGE		8	0P-671909
14	END BELL #499			0C-101052
15	MOTOR 2HP 208/240/460V 3PH 60HZ			0P-411341
	PUMP HOUSING ASSEMBLY #368 (INCLUDES ITEMS 1,2,3,4,5 & 8) NEED TO ORDER (2) ITEM #6, (1) ITEM #9			0B-101752
	COMPLETE 2 HP 3 PHASE MOTOR W/375 IMPELLER (INCLUDES ITEMS 10-15) NEED TO ORDER (1) ITEM #9			0B-102179

* TO ORDER, SUPPLY MACHINE MODEL AND SERIAL NUMBER

321 PUMP & 1 HP MOTOR

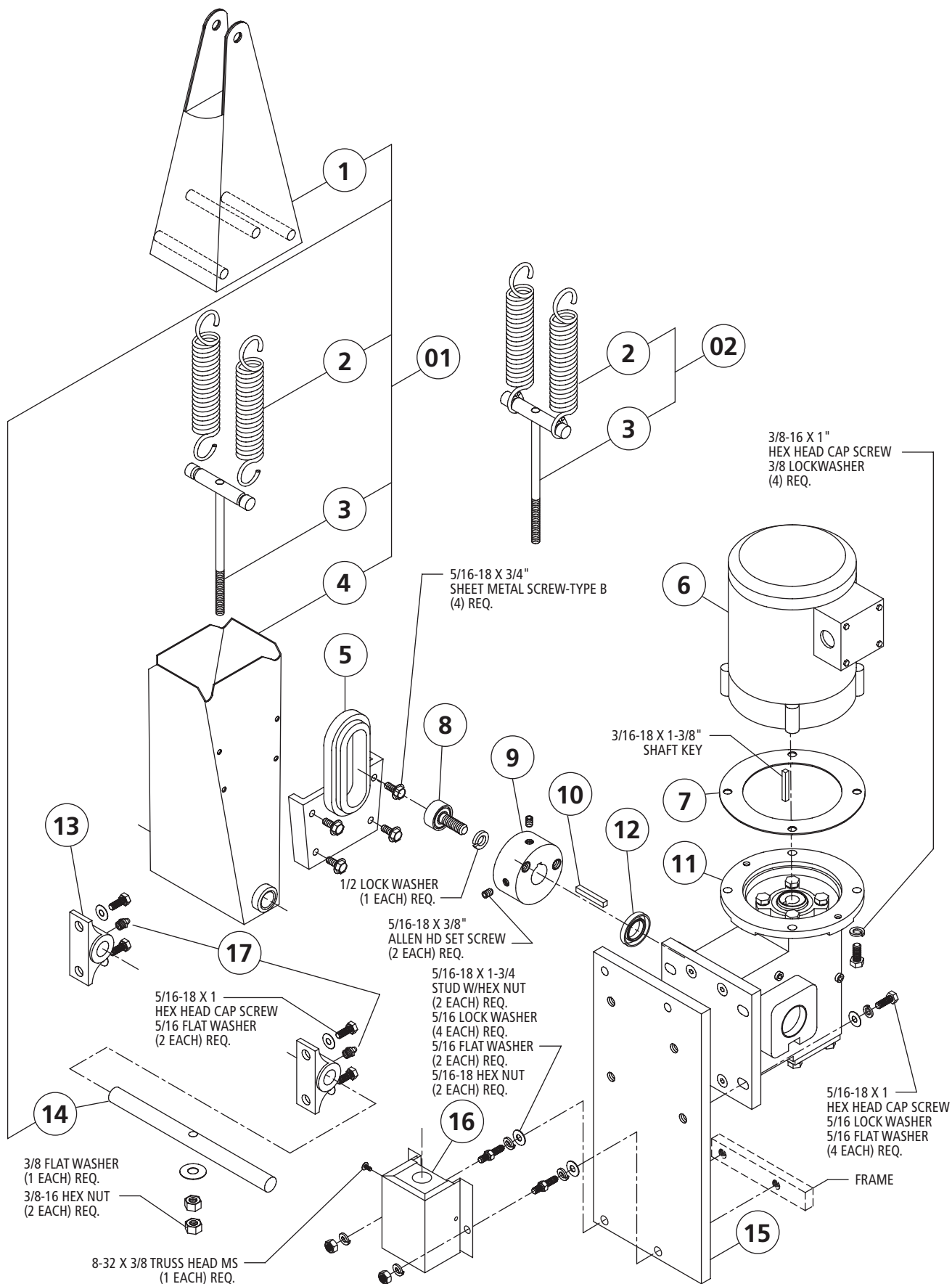


321 PUMP & 1 HP MOTOR

ITEM	DESCRIPTION	REMARKS	QTY	PART#
1	MOTOR, 1HP 208/230/460 V. 3PH			0P-412220
	MOTOR, 1 HP 115/230 V. 1PH			0P-412219
2	END BELL, #498A 1 HP TO 1 HP PUMP			0C-102173
	END BELL, #498B 1 HP TO 2 HP PUMP			0C-102175
3	WASHER, S/S MOTOR FLANGE		8	0P-671909
4	SEAL, SHAFT 3/4"			0P-571696
5	IMPELLER, #307 S/S			0B-105490
6	WASHER, HEAVY FLAT MOTOR END SHAFT TO IMPELLER			0A-102014
7	GASKET, "T" 321 PUMP DISCHARGE			0B-572444
8	GASKET, "L" MOTOR TO PUMP			0B-572443
9	HOUSING, PUMP #321			0C-102440
10	GASKET, "S" PUMP SUCTION FLANGE			0B-572442
11	SCREEN, PUMP INTAKE UNIVERSAL			0B-105763
12	PLUG, 1/4" NPT			0P-681605
13	GASKET, "G" 316 & 317 INSPECTION COVER			0A-571754
14	COVER, INSPECTION #316			0A-102441
	COMPLETE 3 PHASE MOTOR WITH IMPELLER (ASSEMBLY INCLUDES ITEMS 1 THRU 6 & MISC HARDWARE)	NEED TO ORDER (1) ITEM # 8		0B-104171
	COMPLETE 1 PHASE MOTOR WITH IMPELLER (ASSEMBLY INCLUDES ITEMS 1 THRU 6 & MISC. HARDWARE)	NEED TO ORDER (1) ITEM # 8		0B-102185
	PUMP COMPLETE #321 (ASSEMBLY INCLUDES ITEMS 9,12,13 & 14)	NEED TO ORDER (1) ITEM 7, 8 & 10		0B-102479

* TO ORDER, SUPPLY MACHINE MODEL AND SERIAL NUMBER

MOTOR & GEAR BOX DRIVE ASSEMBLY

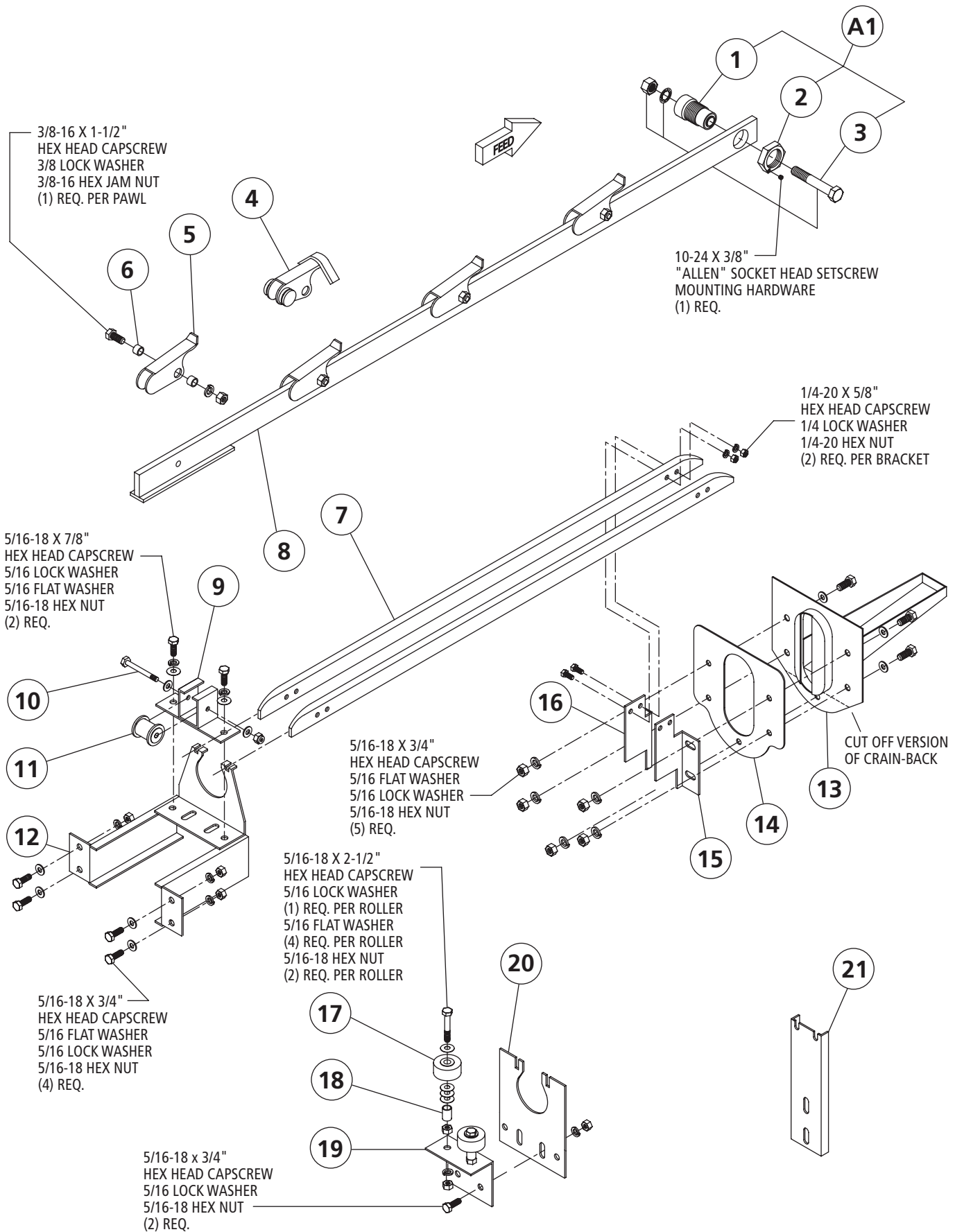


MOTOR & GEAR BOX DRIVE ASSEMBLY

ITEM	DESCRIPTION	REMARKS	QTY	PART#
01	ASSY, COMPLETE CONVEYOR RELEASE HOUSING	INCLUDES ITEMS: 1, 2, 3, 4 & 14		0B-101940
02	ASSY, CONVEYOR RELEASE SPRING/TENSION BAR	INCLUDES ITEMS: 2 & 3		0B-106243
1	HOUSING, RELEASE UPPER HALF			0A-101942
2	SPRING, CONVEYOR RELEASE		2	0A-601104
3	BAR, TENSION CONVEYOR RELEASE			0A-101234
4	HOUSING, RELEASE LOWER HALF			0A-101941
5	FOLLOWER, DRIVE ARM - ECCENTRIC CAM	CASTING # 1104		0A-101948
6	MOTOR, 1/4 HP 208/230/460 V. 3 PH.			0P-412218
7	GASKET, CONVEYOR MOTOR/GEAR BOX			0A-571020
8	BEARING, CONVEYOR ECCENTRIC & IDLER WHEEL			0P-666337
9	ECCENTRIC, CONVEYOR DRIVE			0B-101304
10	KEY, SHAFT 1/4" STAINLESS STEEL			0P-501338
11	GEAR BOX 71:1 LEFT HAND	SHOWN		0P-581216
	GEAR BOX 71:1 RIGHT HAND			0P-581215
	GEAR BOXES USE SAE 90 WT. OIL			
12	SEAL, OUTPUT SHAFT (WINDSMITH)			0P-575899
13	BEARING, JOURNAL W/FITTING		2	0A-101939
14	SHAFT, CROSS CONVEYOR RELEASE			0A-101233
15	PLATE, GEAR BOX MOUNTING			0B-101949
16	BOX, TABLE LIMIT SWITCH CONNECTION POINT			0A-106312
17	FITTING, ZIRK FOR JOURNAL BEARING			0P-661221

* TO ORDER, SUPPLY MACHINE MODEL AND SERIAL NUMBER

STRAIGHT DRIVE SECTION ASSEMBLY

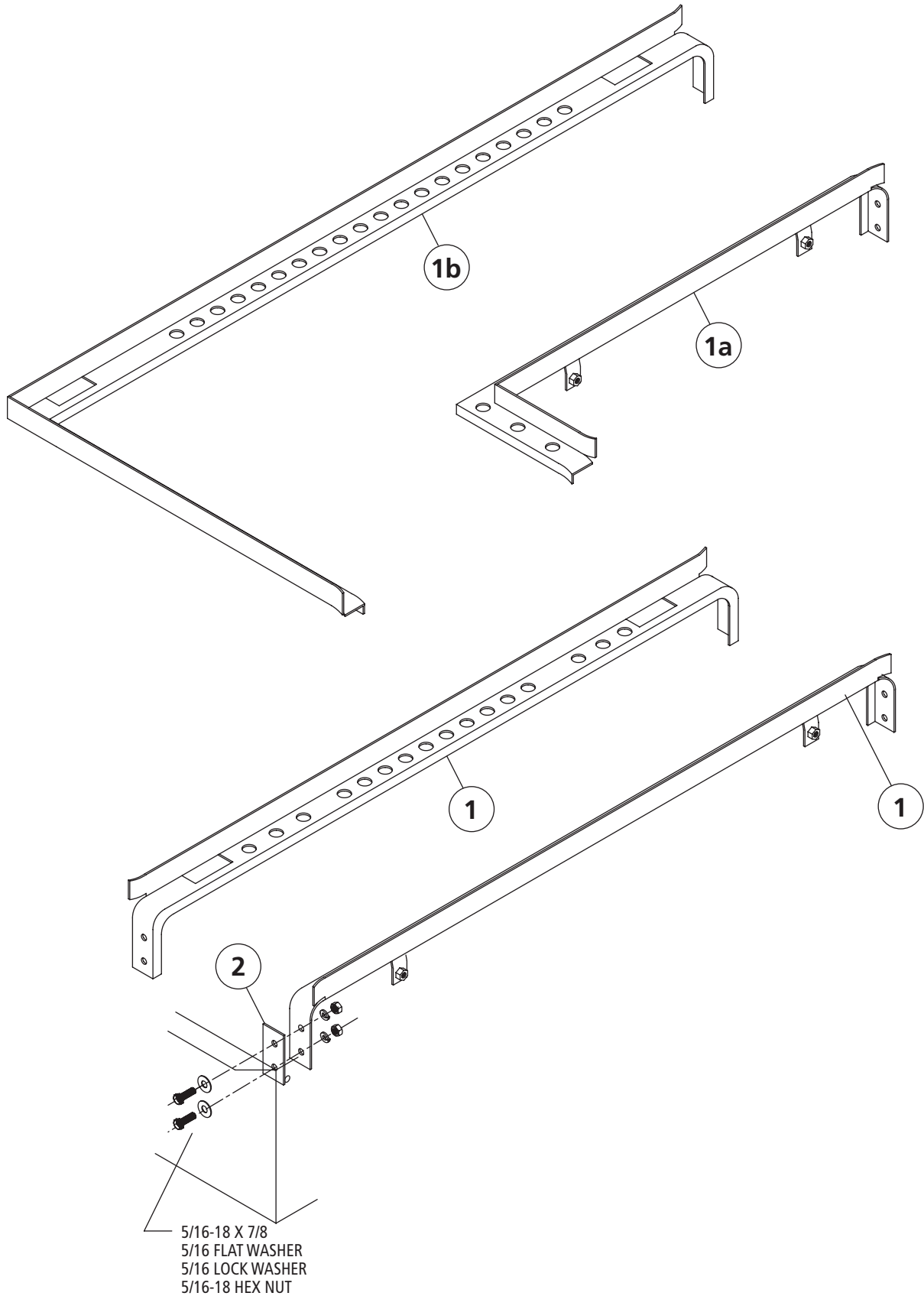


STRAIGHT DRIVE SECTION ASSEMBLY

ITEM	DESCRIPTION	REMARKS	QTY	PART#
A1	COUPLING ASSY W/RUBBER INSERT	INCLUDES 1-2-3		0A-101943
1	CONVEYOR BAR BEARING WITH INSERT			0A-102637
2	LOCKNUT, CONVEYOR BAR BEARING			0A-101213
3	MNTG. HARDWARE, CONVEYOR BAR PIVOT BRNG.			0P-672078
4	PAWL CORNER	CORNER SCRAPPERS, SIDELOADER, EXTENDED PAWL BAR		0B-101274
5	PAWL CONVEYOR DRIVE STAND			0B-101273
6	PAWL BUSHING S.S.			0A-511095
7	GUIDE RAIL	ER-44	2	0B-102720
	GUIDE RAIL	ER-64	2	0B-102604
	GUIDE RAIL	ER-66S	2	0B-102721
	GUIDE RAIL	ER-76S(SC)	2	0B-102605
	GUIDE RAIL	ER-86S(SC)	4	0B-102605
	GUIDE RAIL	ER-94S(SC)	4	0B-102605
8	PAWL BAR	ER-44		0B-101944
	PAWL BAR	ER-64		0B-102598
	PAWL BAR	ER-66S		0B-101272
	PAWL BAR	ER-76S (SC)		0B-102599
	PAWL BAR (BAR CUT TO SIZE)	ER-86S (SC), ER-94S (SC)		* 0B-102603
9	BRCKT CONVYR ROLLER ASMBLY			0A-101280
10	MNTG. HARDWARE, CONVEYOR ROLLER			0A-101281
11	ROLLER, CONVEYOR BAR			0A-591202
12	BRCKT ASSY W/RLLR & RAIL YK LG			0B-103684
13	DRAIN BACK CONV DRIVE TRIMMED			0A-106733
14	GASKET "Q" DRAIN-BACK			0A-572079
15	BRCKT GUIDE RAIL SUPPORT L-H			0A-101946
16	BRCKT GUIDE RAIL SUPPORT R-H			0A-101947
17	BELT ROLLERS UHMW			0A-591140
18	SPACER STAND-OFF LEGS			0A-102070
19	BRACKET, CENTER SUPPORT ROLLER			0B-102610
20	BRACKET, CENTER SUPPORT YOKE			0B-102609
21	BRACKET, SUPPORT TRACK CTR			0A-104550

* TO ORDER, SUPPLY MACHINE MODEL AND SERIAL NUMBER

TRACKS

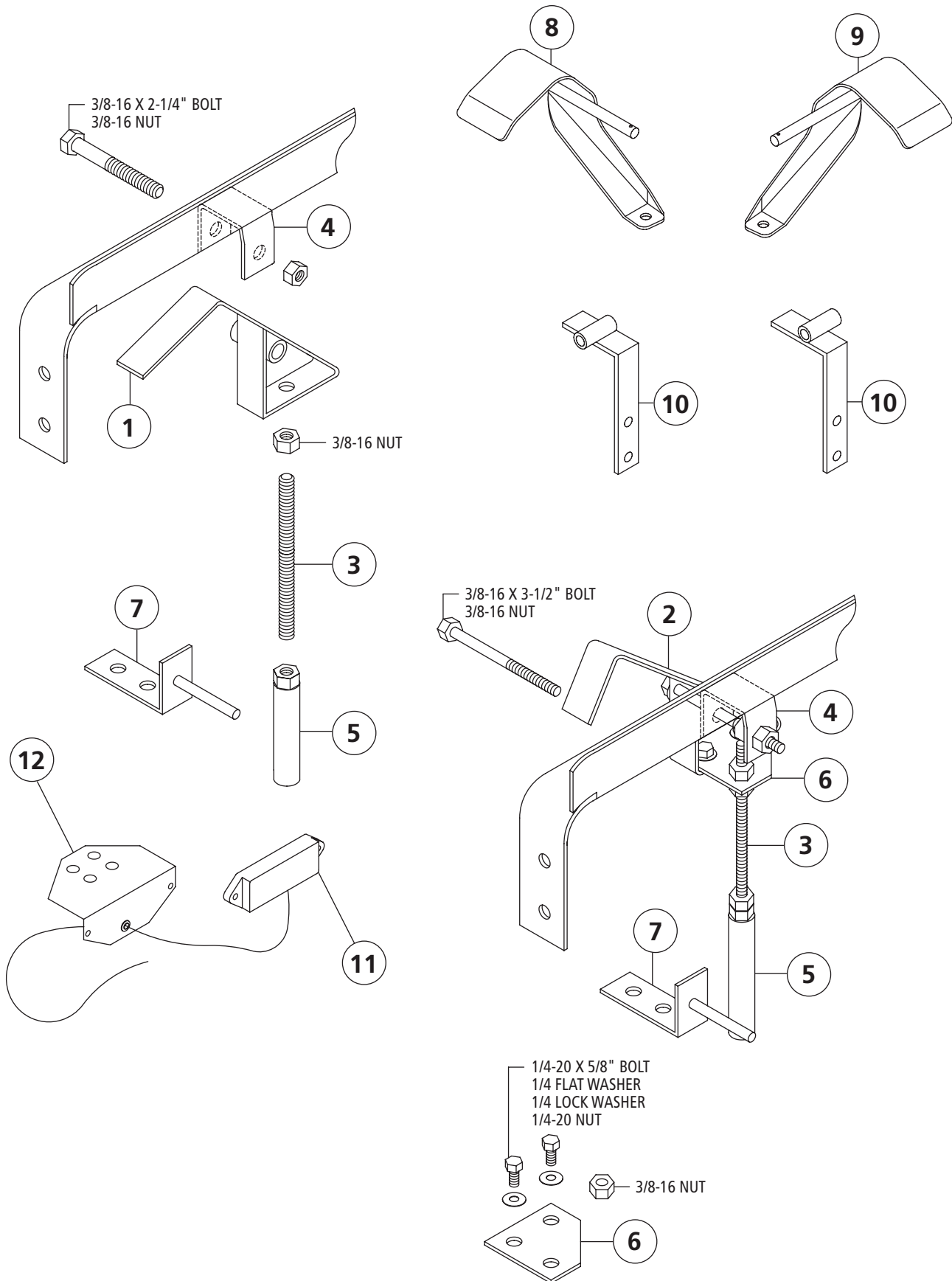


TRACKS

ITEM	DESCRIPTION	REMARKS	QTY	PART#
1	TRACK, ER-44			* 0B-101950
	TRACK, ER-64			* 0B-102565
	TRACK, ER-66S			* 0B-103537
	TRACK, ER-76S, ER-86S, ER-94S			* 0B-102566
	TRACK, ER-76SC, ER-94SC FRONT			* 0B-103538
	TRACK, ER-76SC, ER-94SC REAR			* 0B-103540
1a	TRACK, ER-76SC, ER-94SC FRONT CORNER	L-R or R-L		* 0B-103539
1b	TRACK, ER-76SC, ER-94SC REAR CORNER	L-R or R-L		* 0B-103541
2	SHIM, TRACK			0A-104566

* TO ORDER, SUPPLY MACHINE MODEL AND SERIAL NUMBER

START & RINSE LEVER ASSEMBLIES

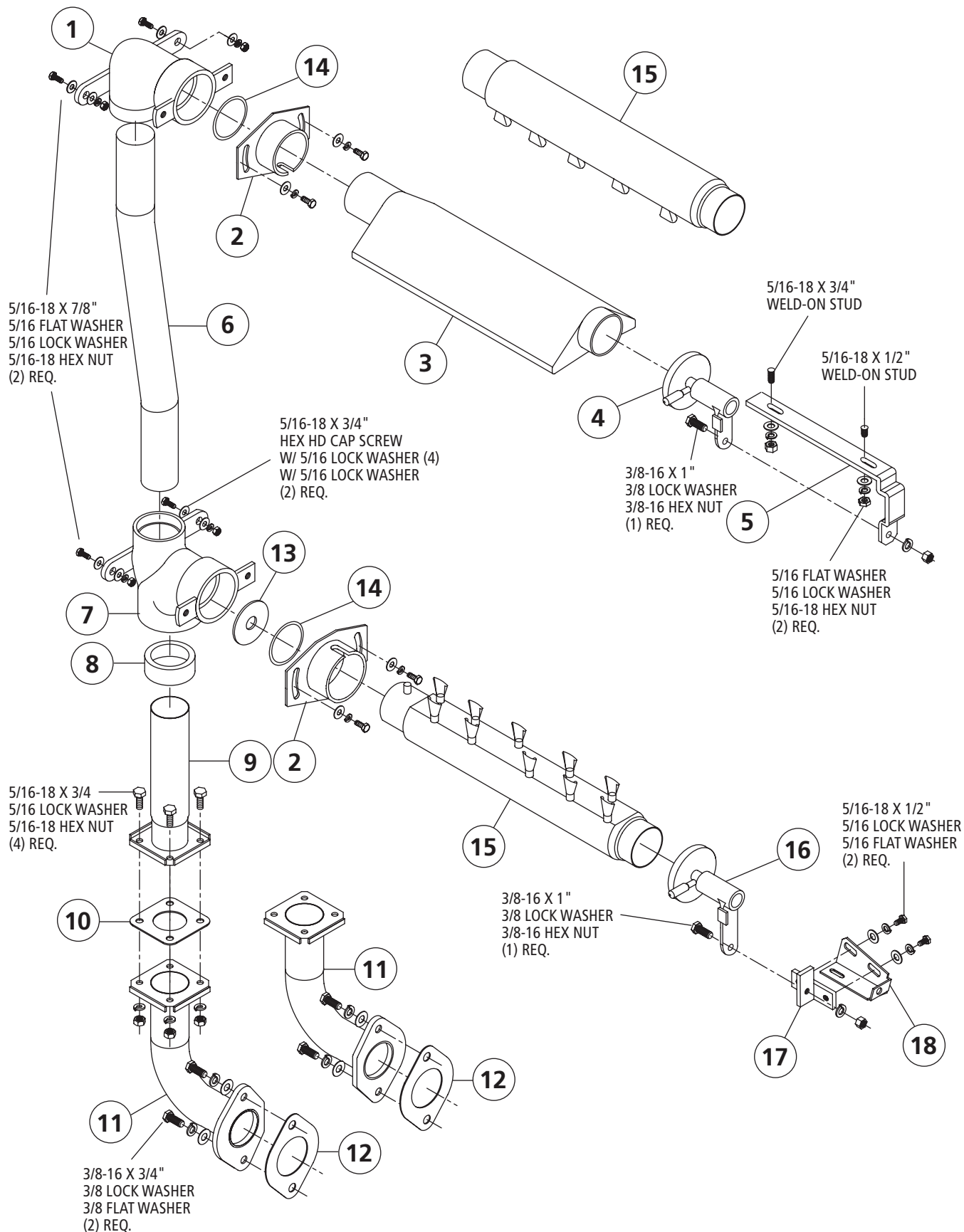


START & RINSE LEVER ASSEMBLIES

ITEM	DESCRIPTION	REMARKS	QTY	PART#
1	LEVER, AUTO START 65 DEGREE			0B-101980B
2	LEVER, FINAL RINSE 90 DEGREE			0B-101980A
3	STUD, S.S. 3/8-16 X 2-1/4"			0A-672388
	STUD, S.S. 3/8-16 X 3-1/4"			0A-672065
	STUD, S.S. 3/8-16 X 4-5/8"			0A-672064
	STUD, S.S. 3/8-16 X 5-1/2"			0A-672390
4	BRCKT PVT RACK SWTCH ASSY LVR			0A-101976
5	MAGNET, ASSY RACK SENSING			0A-101585
6	LEVER, STUD RETAINER			0A-105269
7	START SWITCH POST SUPPORT			0A-105270
8	LEVER, START SWITCH L-R	W/CORNER SCRAPPER		0B-103310
9	LEVER, START SWITCH R-L	W/CORNER SCRAPPER		0B-103312
10	BRACKET, MOUNTING START PAWL (L-R OR R-L)	W/CORNER SCRAPPER		*0A-103831
11	SWITCH, REED WITH SJ CORD			0B-105595
12	BRACKET, MOUNTING REED SWITCH			0A-104273

* TO ORDER, SUPPLY MACHINE MODEL AND SERIAL NUMBER

SCRAPPER TANK SPRAY ASSEMBLY

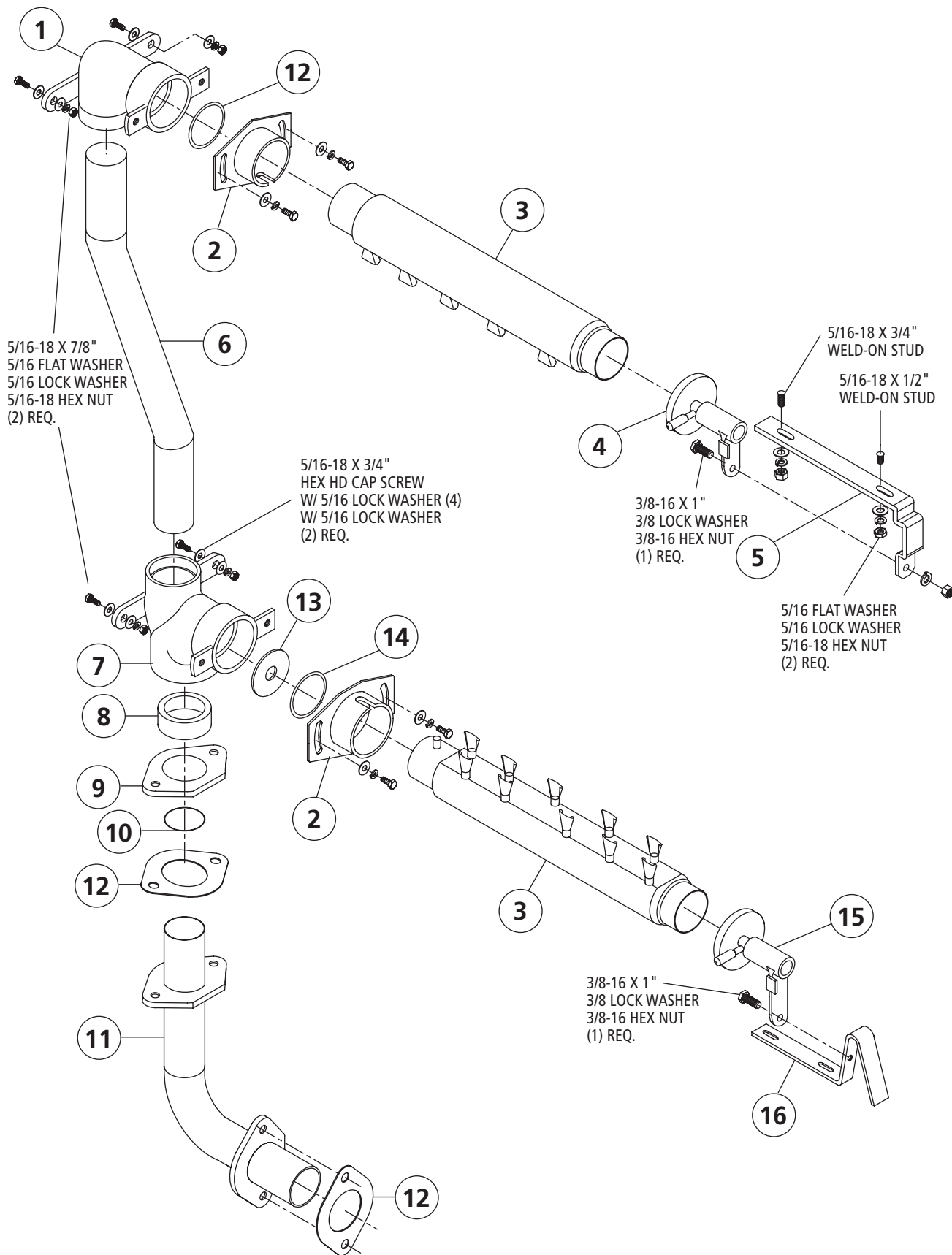


SCRAPPER TANK SPRAY ASSEMBLY

ITEM	DESCRIPTION	REMARKS	QTY	PART#
1	CASTING ELBOW SUPPLY MANIFOLD			0P-446452
2	ADAPTOR, MANIFOLD			0B-102250
3	MANIFOLD 18 SPRY UPR SCRAPPER	22" SCRAPPER		0C-101045
4	ASSY MANIFOLD QUICK RELEASE TOP			0B-106355
5	BRCKT QUICK RELEASE TOP			0A-106429
6	SCRAPPER RISER TUBE	*		0A-102275
7	CASTING TEE COMBO SUPPLY MANIFOLD			0P-446451
8	BUSHING SCRAPPER TEE			0A-106673
9	TUBE, SCRAPPER MANIFOLD RISER			0A-102270
10	SCRAPPER MANIFOLD RISER GASKET			0A-571114
11	TUBE ASSY DISCH SCRPPR PUMP*	LEFT TO RIGHT		0B-101186A
	TUBE ASSY DISCH SCRPPR PUMP*	RIGHT TO LEFT		0B-101186B
12	GASKET T 321 PUMP DISCHARGE			0B-572444
13	RESTRCTR FLW SPRY MANIF S/S 1"	10 SPRAYERS		0A-102253
14	O RING #228 VITON MANFLD ADAPT			0P-572519
15	MANIFOLD 10 SPRY LWR SCRAPPER			0B-102258
	MANIFOLD 10 SPRY UPPER SCRAPPER	30" SCRAPPERS		0B-102258
16	ASSY MANIFOLD QUICK RELEASE BOTTOM			0B-106356
17	BRCKT QUICK RELEASE ADJUSTABLE MTG			0A-106706
18	BRCKT QUICK RELEASE BOTTOM ER BASE MTG			0A-106441

* TO ORDER, SUPPLY MACHINE MODEL AND SERIAL NUMBER

CORNER SCRAPPER TANK SPRAY ASSEMBLY

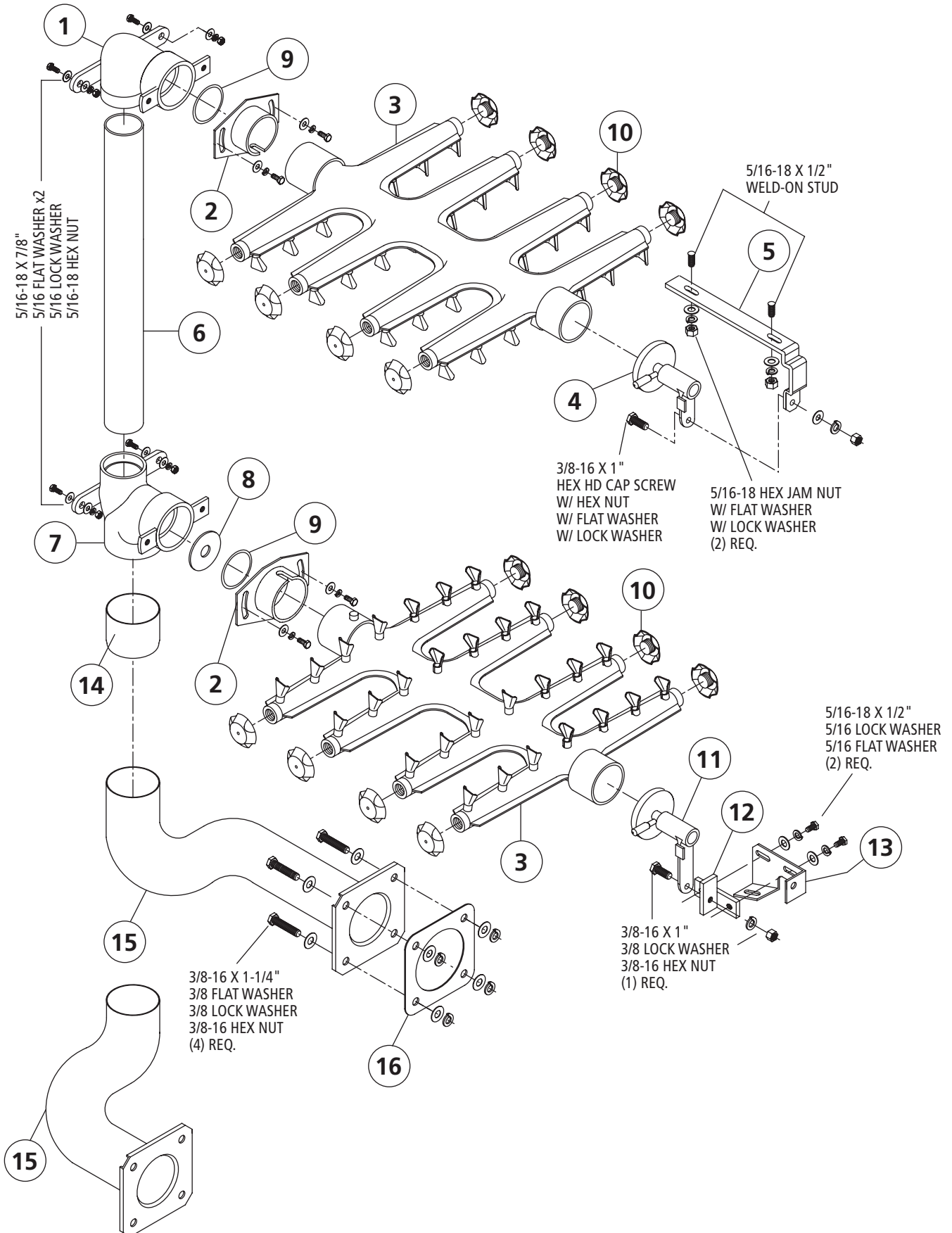


CORNER SCRAPPER TANK SPRAY ASSEMBLY

ITEM	DESCRIPTION	REMARKS	QTY	PART#
1	CASTING ELBOW SUPPLY MANIFOLD			0P-446452
2	ADAPTOR, MANIFOLD			0B-102250
3	MANIFOLD 10 SPRY UPP & LWR SCRAPPER			0B-102258
4	ASSY MANIFOLD QUICK RELEASE TOP			0B-106355
5	BRCKT QUICK RELEASE TOP			0A-106429
6	SCRAPPER RISER TUBE	*		0A-104808
7	CASTING TEE COMBO SUPPLY MANIFOLD			0P-446451
8	BUSHING SCRAPPER TEE			0A-106673
9	ADAPTOR PIPE FLANGE 2"			0B-101506
10	O-RING, #327 VITON			0P-571057
11	PIPE CARRYOVER PMP-MANIF SCRAPPR			0B-101991
12	GASKET 321 PUMP DISCHARGE			0B-572444
13	RESTRCTR FLW SPRY MANIF S/S 1"	10 SPRAYER		0A-102253
14	O RING #228 VITON MANFLD ADAPT			0P-572519
15	ASSY MANIFOLD QUICK RELEASE BOTTOM			0B-106356
16	BRCKT, QUICK RELEASE BOTTOM CORNER			0A-106433

* TO ORDER, SUPPLY MACHINE MODEL AND SERIAL NUMBER

WASH/RINSE SPRAY ASSEMBLY

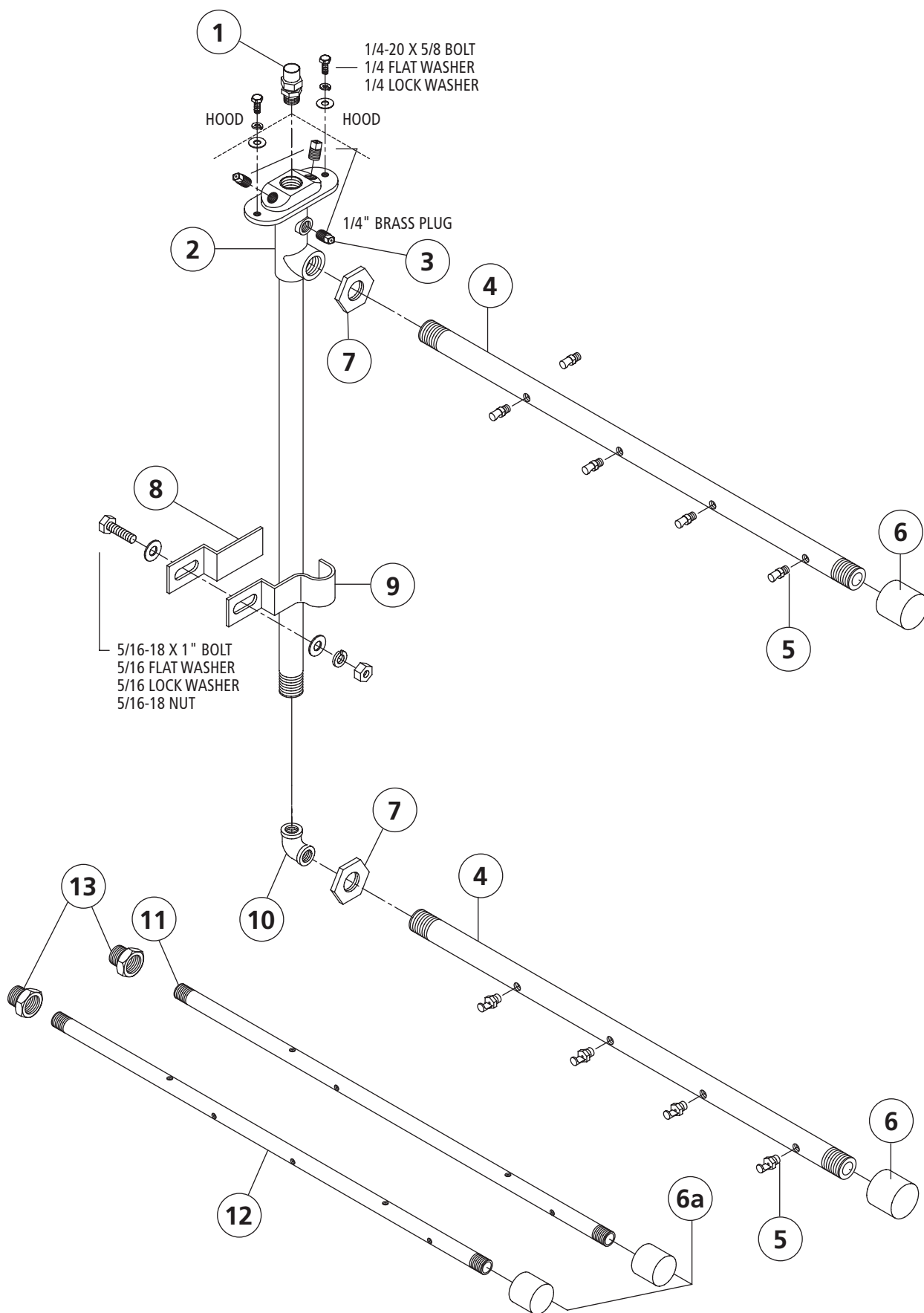


WASH/RINSE SPRAY ASSEMBLY

ITEM	DESCRIPTION	REMARKS	QTY	PART#
1	CASTING ELBOW SUPPLY MANIFOLD			0P-446452
2	ADAPTOR, MANIFOLD			0B-102250
3	MANIFOLD, CENTER FED (28 SPRAYERS)	ER-44, ER-66S (SC), ER-76S (SC)		0C-101259
	MANIFOLD, CENTER FED (20 SPRAYERS)	ER-64, ER-86S (SC), ER-94S (SC)		0C-101162
4	ASSY MANIFOLD QUICK RELEASE TOP			0B-106355
5	BRCKT QUICK RELEASE TOP			0A-106429
6	STANDPIPE 2 X 24-3/16	STD HOOD		* 0A-104335
	STANDPIPE 2 X 21-3/16	OLD STD		* 0A-101994
	STANDPIPE 2 X 27-3/16	3" RAISED HOOD		* 0A-104365
7	CASTING TEE COMBO SUPPLY MANIFOLD			0P-446451
8	RESTRCTR FLW SPRY MANIF 1-1/2	28 SPRAYERS		0A-102256
	RESTRCTR FLW SPRY MANIF 1-1/4	20 SPRAYERS		0A-102255
9	O RING #228 VITON MANFLD ADAPT			0P-572519
10	CAP ASSY NEW STY TREE MANIF			0A-103318
11	ASSY MANIFOLD QUICK RELEASE BTM			0B-106356
12	BRCKT Q/R ADJUSTABLE MTG			0A-106706
13	BRCKT Q/R BOTTOM ER BASE MTG			0A-106707
14	CROSSOVER TUBE RISER, 2 1/4" LONG	ER-44, ER-66S (SC), ER-76S (SC)		0A-106918
	CROSSOVER TUBE RISER, 3 1/4" LONG	ER-64, ER-86S (SC), ER-94S (SC)		0A-106920
15	CROSSOVER SUPPLY TUBE ER-44	ER-44, ER-66S (SC), ER-76S (SC)		0A-106978
	TUBE CROSSOVER SUPPLY MAN 2G	ER-64, ER-86S (SC), ER-94S (SC)		0A-106565
16	GASKET, CROSSOVER TUBE			0B-571757

* TO ORDER, SUPPLY MACHINE MODEL AND SERIAL NUMBER

FINAL RINSE ASSEMBLY

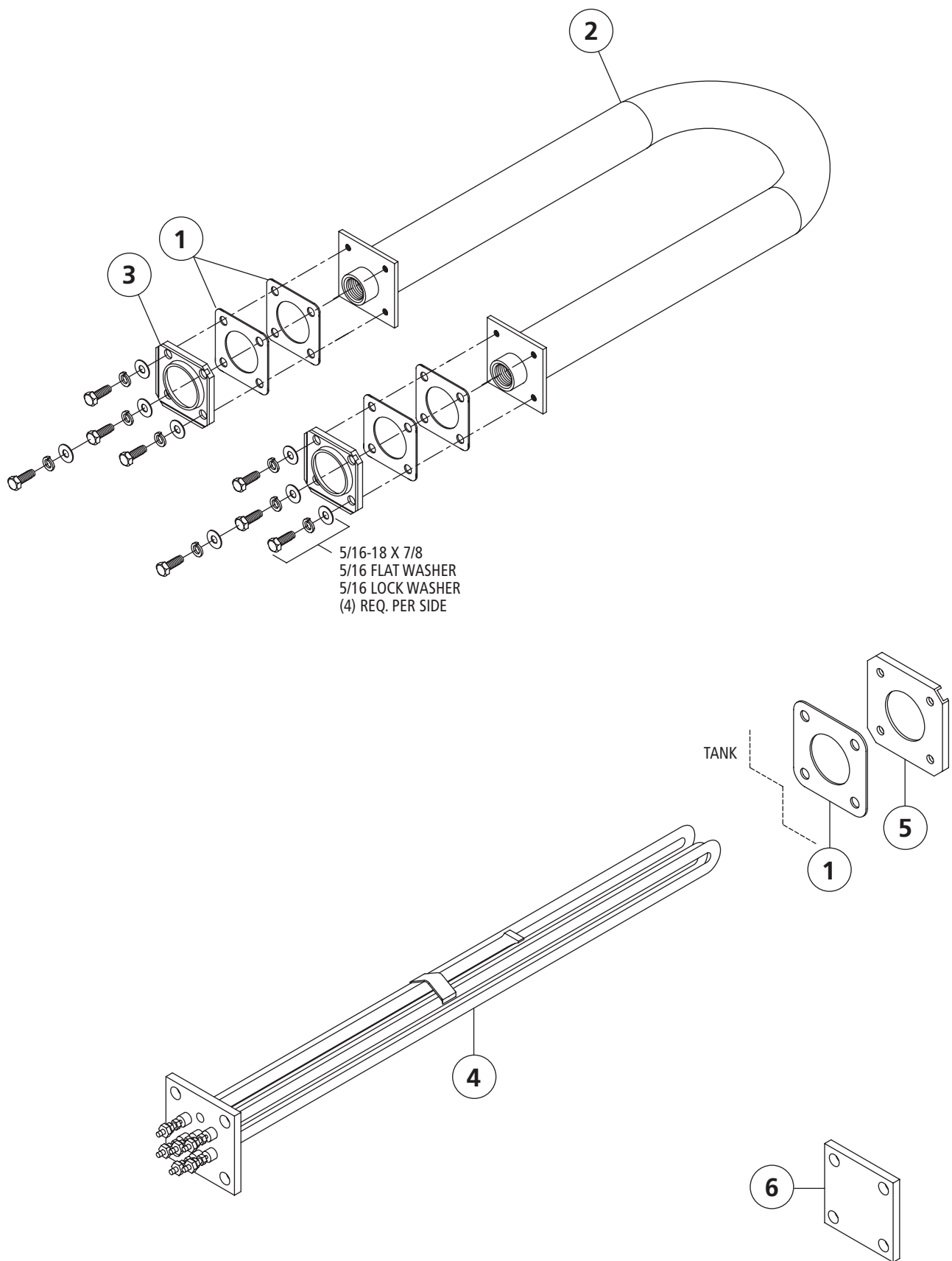


FINAL RINSE ASSEMBLY

ITEM	DESCRIPTION	REMARKS	QTY	PART#
1	UNION, 1/2 CXM CAST			0P-686646
2	STANDPIPE, TEE ASSEMBLY FINAL RINSE	21-1/8" (OLD STANDARD)		* 0A-106755
	STANDPIPE, TEE ASSEMBLY FINAL RINSE	24-1/8" (ER-44 & NEW MULTI TANK STANDARD)		* 0A-106756
	STANDPIPE, TEE ASSEMBLY FINAL RINSE	27-1/8" (RAISED HOOD)		* 0A-106757
3	PLUG, 1/4" BRASS			0P-681489
4	PIPE, FINAL RINSE S.S. 18-1/2" 4 HOLE	ER-44,ER-66S & ER-76S(SC)		0B-102680
5	JET, .055 S.S. FAN TYPE	ER-44,ER-66S & ER-76S(SC)		0A-106409
	JET, .063 S.S. FAN TYPE	ER-64,ER-86S & ER-94S(SC)		0B-501173
6	CAP, CPVC 1/2" FIP			0P-681293
6a	CAP, CPVC 3/8" FIP			0P-687142
7	NUT, LOCK S.S. 1/2" NPT			0A-101446
8	BRACKET, RISER PIPE S.S.			0A-103721
9	CLAMP, RISER PIPE S.S.			0A-103722
10	ELBOW 90° 1/2" S.S. FIP			0P-681887
11	PIPE, FINAL RINSE S.S. 19" 4 HOLE. BOTTOM	ER-64,ER-86S & ER-94S(SC)		0A-106599
12	PIPE, FINAL RINSE S.S. 19" 5 HOLE. TOP	ER-64,ER-86S & ER-94S(SC)		0A-106597
13	BUSHING, S.S. 1/2" X 3/8" MXF			0P-686651

* TO ORDER, SUPPLY MACHINE MODEL AND SERIAL NUMBER

TANK HEAT STEAM AND ELECTRIC

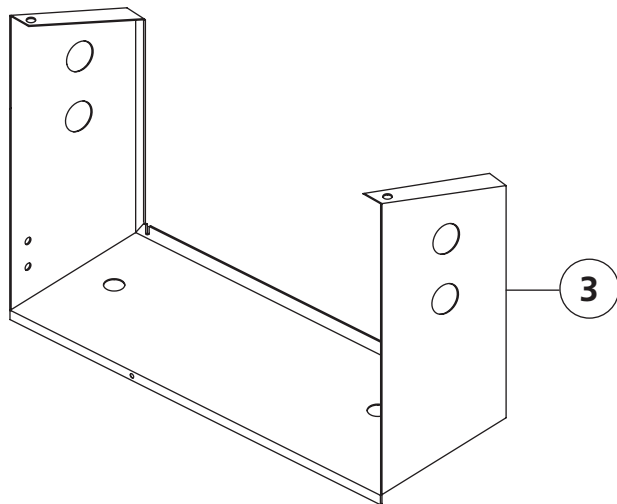
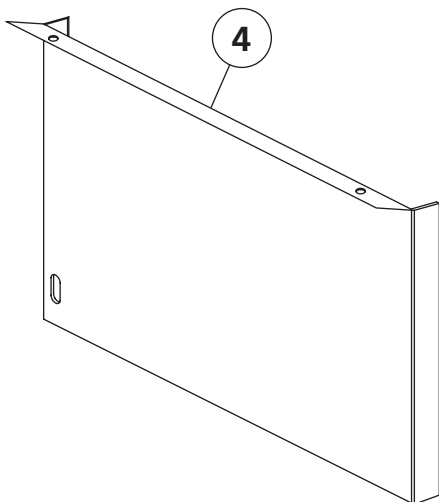
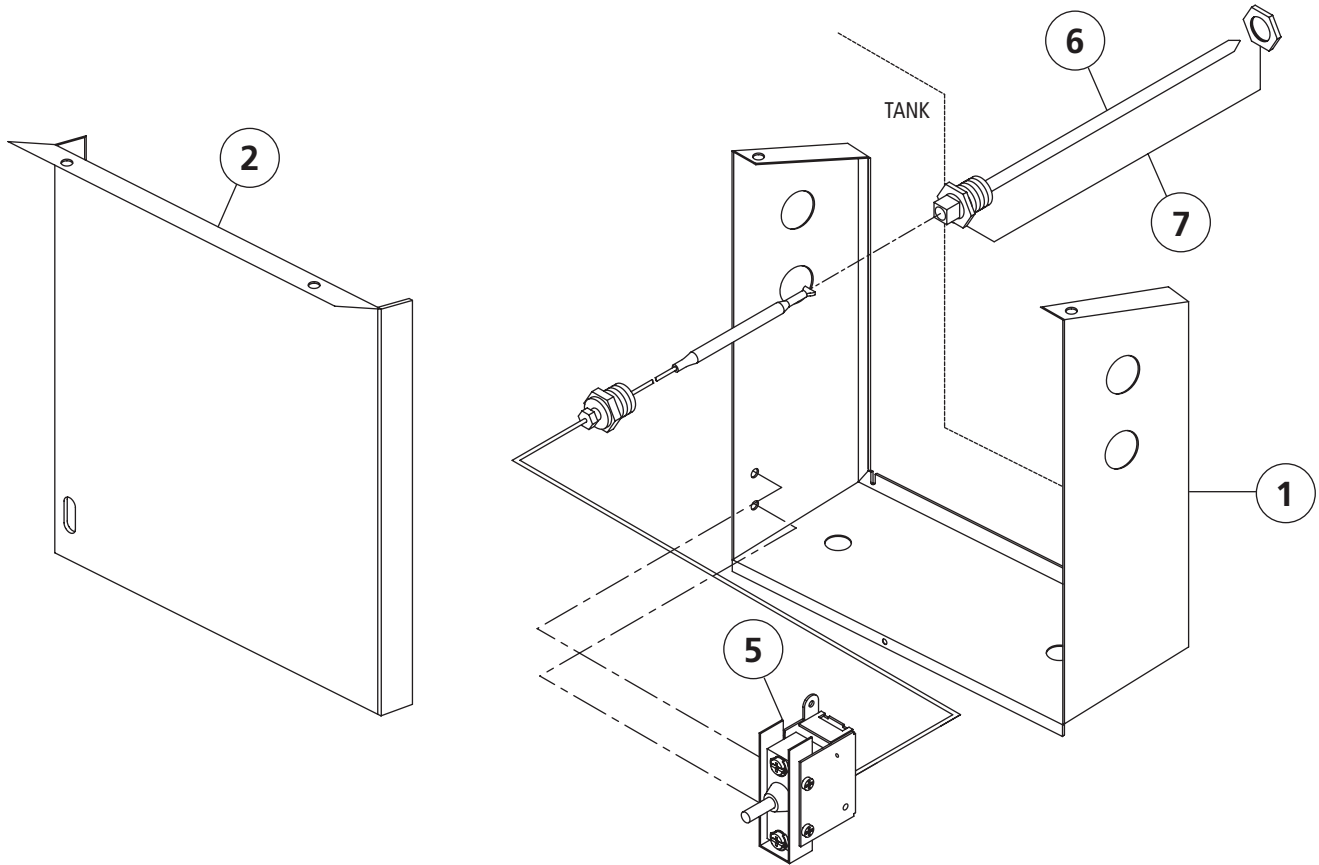


TANK HEAT STEAM AND ELECTRIC

ITEM	DESCRIPTION	REMARKS	QTY	PART#
1	GASKET U FLANGE HEATER			0A-571114
2	STEAM COIL, WASH/RINSE 18-1/2 "			0A-104395
3	FLANGE ADAPTOR			0B-101505
4	ELEMENT, HEATING 5KW 208V			0P-551131
	ELEMENT, HEATING 5KW 480V			0P-551133
5	FLANGE, HEATING ELEMENT			0B-101502
6	PLATE , BLANK 3X3 S/S			0A-103326

* TO ORDER, SUPPLY MACHINE MODEL AND SERIAL NUMBER

HEAT ENCLOSURES & HI-LIMIT

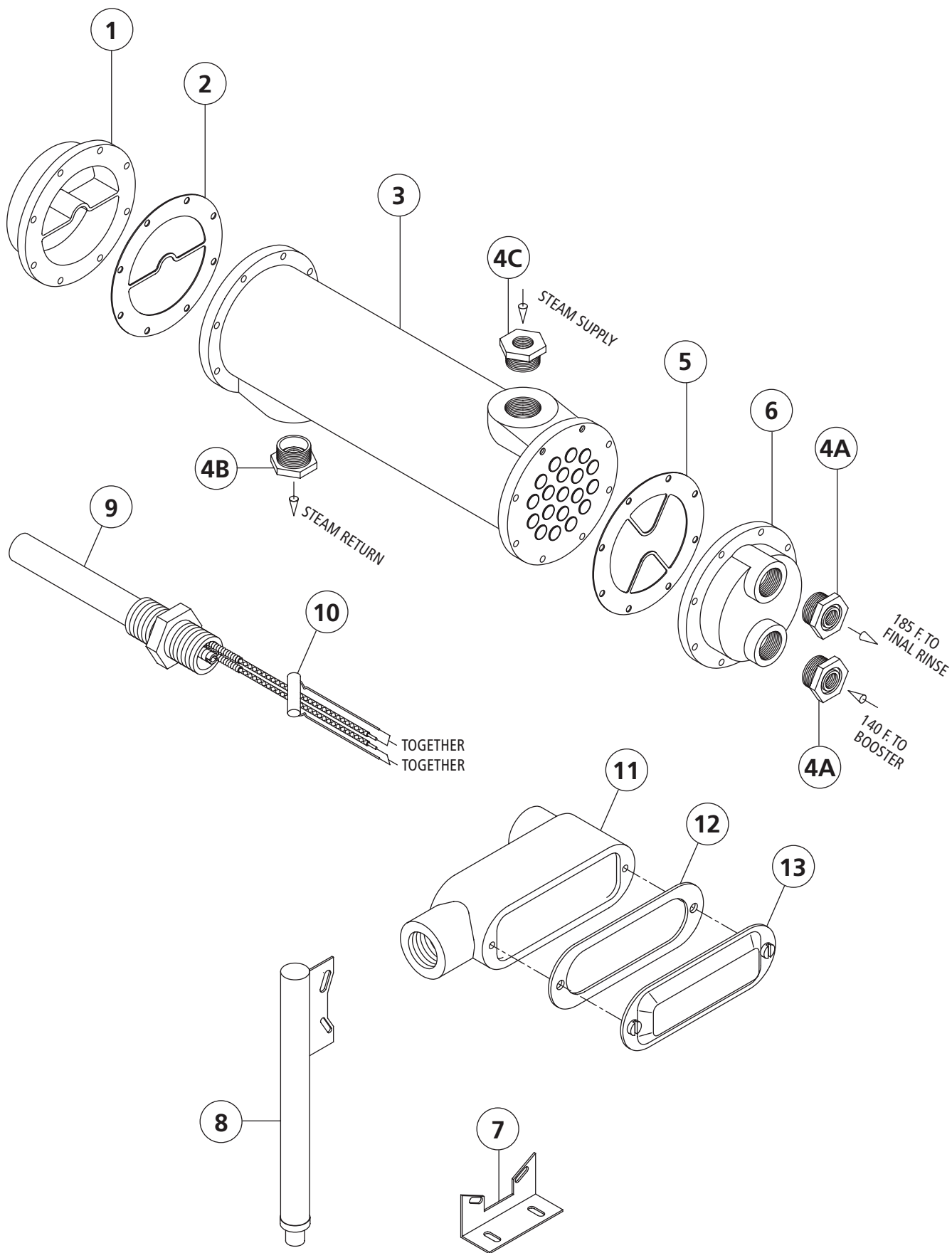


HEAT ENCLOSURES & HI-LIMIT

ITEM	DESCRIPTION	REMARKS	QTY	PART#
1	TANK HEAT BOX ER ELEC WASH			0A-106711
2	COVER, TANK HEAT ER WASH ELEC TANK			0A-106712
3	TANK HEAT BOX ER STEAM WASH			0A-106728
4	COVER, TANK HEAT ER WASH STEAM TANK			0A-106729
5	HI-LIMIT CUT-OFF SWITCH 220 F			0P-655776
6	WELL HI-LIMIT THERMO ASSEMBLY			0A-105946
7	LOCKNUT 1/2 INCH NPT S/S			0A-101446

* TO ORDER, SUPPLY MACHINE MODEL AND SERIAL NUMBER

STEAM BOOSTERS

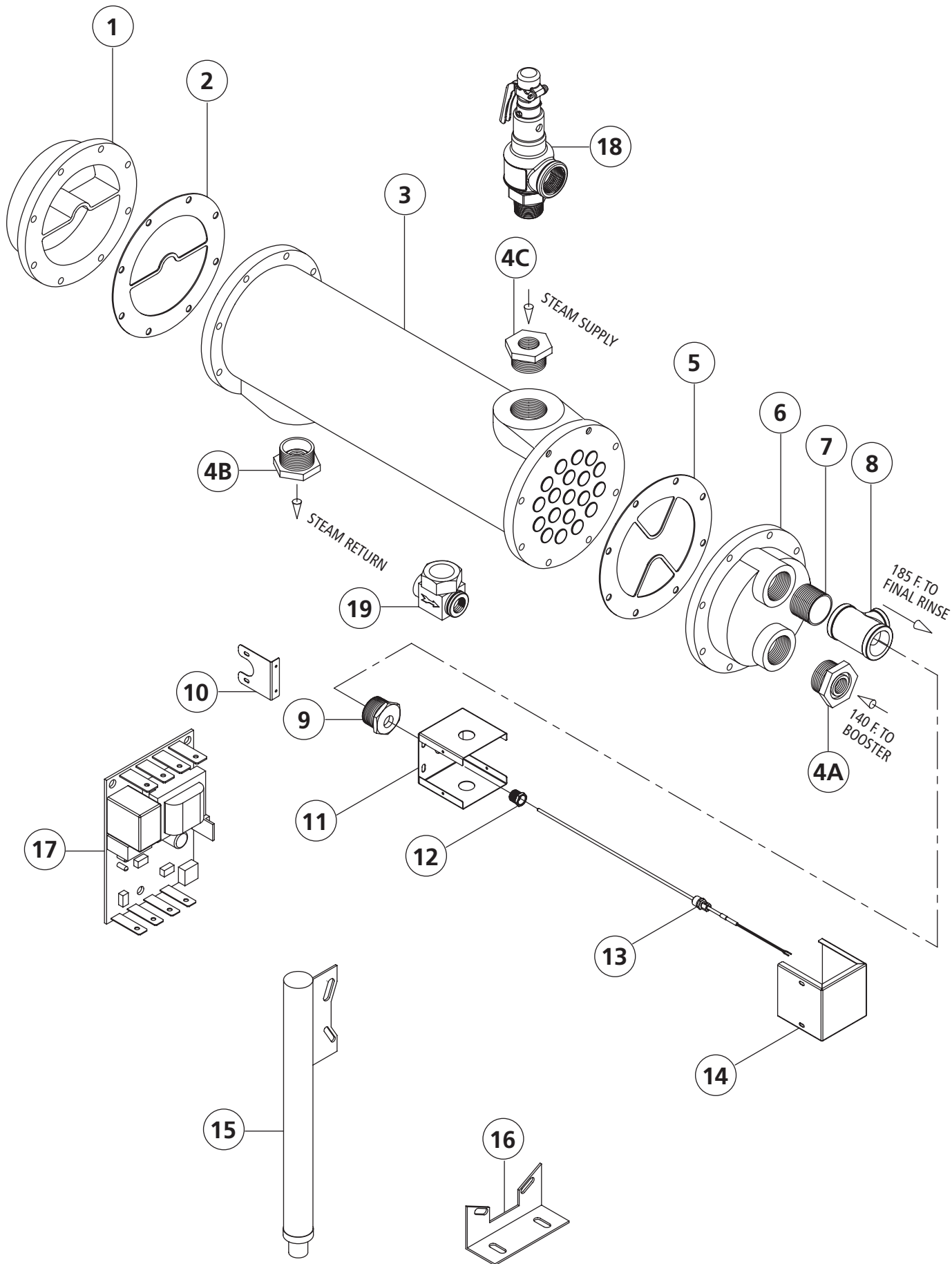


STEAM BOOSTERS

ITEM	DESCRIPTION	REMARKS	QTY	PART#
1	HEADER, THERMOSTAT END	SWB-180		0P-641964
	HEADER, THERMOSTAT END	SWB-260 THRU 380		0C-102238
2	GASKET, RETURN END	SWB-180		0B-571278
	GASKET, RETURN END	SWB-260 THRU 380		0B-572236
3	HEAT EXCHANGER SWB-180	ITEMS 1-3, 5 & 6		0P-641960
	HEAT EXCHANGER SWB-260	ITEMS 1-3, 5 & 6		0P-641961
	HEAT EXCHANGER SWB-320	ITEMS 1-3, 5 & 6		0P-641962
	HEAT EXCHANGER SWB-380	ITEMS 1-3, 5 & 6		0P-641963
4A	BUSHING GALV. 1-1/4 X 3/4 MXF	SWB-180	2	0P-681563
	BUSHING GALV. 2 X 3/4 MXF	SWB-260 THRU 380	2	0P-681610
4B	BUSHING B.I. 1-1/2 X 1/2 MXF	SWB-180		0P-681562
	BUSHING B.I. 2 X 3/4 MXF	SWB-260 THRU 380		0P-681608
4C	BUSHING B.I. 1-1/2 X 3/4 MXF	SWB-180		0P-681561
	BUSHING B.I. 2 X 1-1/4 MXF	SWB-260 THRU 380		0P-681607
5	GASKET, FLOW END	SWB-180		0B-572234
	GASKET, FLOW END	SWB-260 THRU 380		0B-572235
6	HEADER, FLOW END	SWB-180		0P-641965
	HEADER, FLOW END	SWB-260 THRU 380		0P-641966
7	BRACKET, MACHINE MOUNTING			0A-103225
8	LEG, FLOOR MOUNTED			0A-103350
9	THERMOSTAT, CONTACTS OPEN ON RISE			0P-651183
10	CAPACITOR, .001-600V	MUST USE WITH P65-1183		0P-412462
11	UNILET BODY (USED WITH P65-1183)			0P-522014
12	GASKET, 1/2" NEO			0P-522018
13	COVER, 1/2" JUNCTION BOX			0P-522019

* TO ORDER, SUPPLY MACHINE MODEL AND SERIAL NUMBER

SWB-150 STEAM BOOSTER

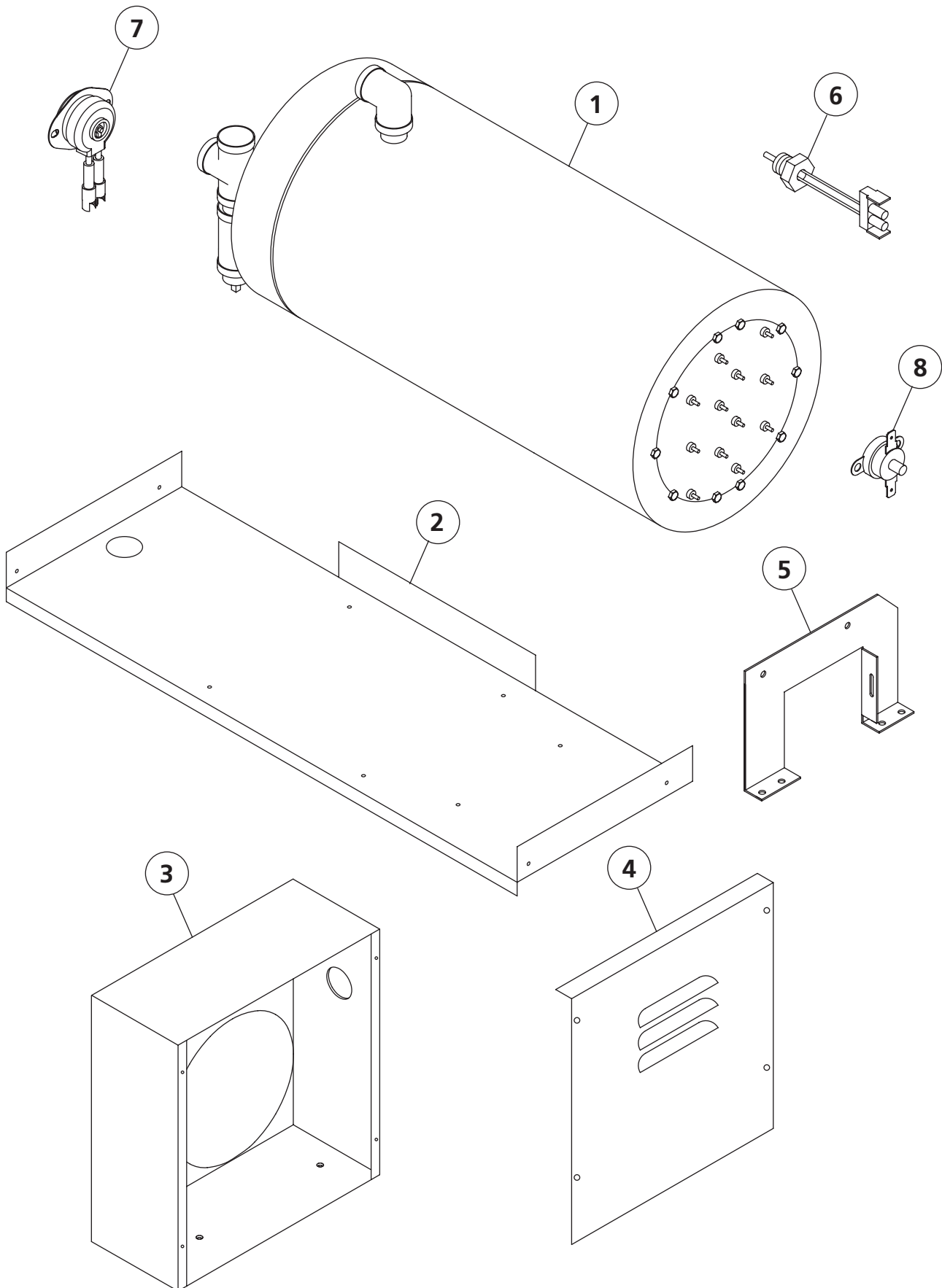


SWB-150 STEAM BOOSTER

FROM SERIAL # 104003369				
ITEM	DESCRIPTION	REMARKS	QTY	PART#
1	HEADER	SWB-150		0P-641964
2	GASKET, RETURN END	SWB-150		0B-571278
3	HEAT EXCHANGER SWB-150	ITEMS 1-3, 5 & 6		0H-648587
4A	BUSHING, BRASS 1-1/4 X 3/4 M x F			FP-027-41
4B	BUSHING B.I. 1-1/2 X 1/2 M x F	SWB-150		0P-681562
4C	BUSHING B.I. 1-1/2 X 3/4 M x F	SWB-150		0P-681561
5	GASKET, FLOW END	SWB-150		0B-572234
6	HEADER, FLOW END	SWB-150		0P-641965
7	1.25 NPT CLOSE NIPPLE BI			0P-685352
8	1.25 X 0.75 NPT INLINE TEE REDUCER			FP-092-84
9	ADAPTER, THERMISTOR			01-555089
10	MOUNT, BOX. STEAM BOOSTER THERMISTOR			01-555237-00003
11	BOX, STEAM BOOSTER THERMISTOR			01-555237-00001
12	BUSHING, .50 MNPT X 0.38 FNPT SS			0P-686651
13	PROBE ASSY, STRAIGHT STEAM BOOSTER			0H-658588
14	COVER, STEAM BOOSTER THERMISTOR			01-555237-00002
15	LEG, FLOOR MOUNTED			0A-103350
16	BRACKET, MACHINE MOUNTING			0A-103225
17	BOARD ASSY, TEMP CONTROL			0H-428589
18	VALVE, SAFETY RELIEF, 3/4" NPT	50 PSI STEAM		01-555084
19	TRAP, 1/2" STEAM			0P-611169

* TO ORDER, SUPPLY MACHINE MODEL AND SERIAL NUMBER

ST-30 BOOSTER


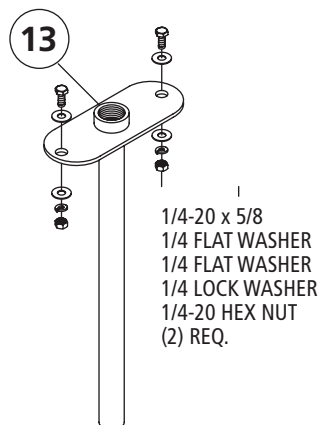

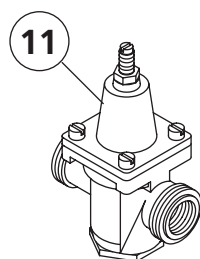

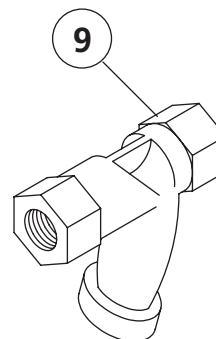
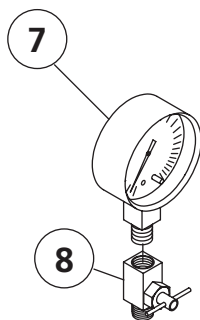

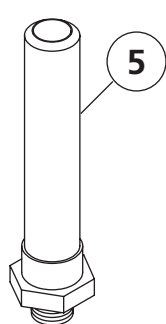
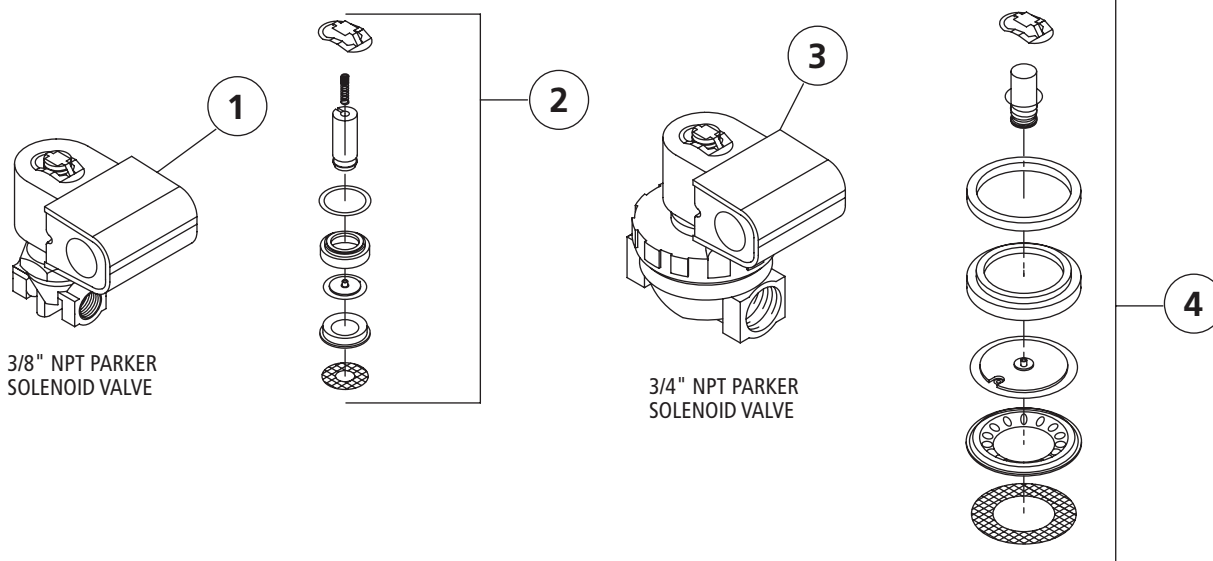


ST-30 BOOSTER

ITEM	DESCRIPTION	REMARKS	QTY	PART#
1	BOOSTER, TANK/HEATER ASSY 30KW 208V			0P-647127
	BOOSTER, TANK/HEATER ASSY 30KW 240V			0P-647128
	BOOSTER, TANK/HEATER ASSY 30KW 480V			0P-647134
2	FRAME, 30KW BOOSTER			0A-107101
3	J BOX, 30KW			0A-107102
4	COVER, J BOX 30KW			0A-107103
5	SUPPORT LEG, TOP MOUNTED INTEGRATED BOOSTER			0B-107137
6	PROBE, RINSE ASSEMBLY			0P-658206
7	PROTECTOR, HIGH LIMIT	INTERNAL		0H-658594
8	CONTROL - TEMPERATURE	EXTERNAL		0P-658202
	O RING, ELEMENT			0H-578595
	KIT, SERVICE FOR BOOSTER HEATER			0H-578603
	208v Element & install kit			0H-558590
	240v Element & install kit			0H-558591
	480v Element & install kit			0H-558592
	HOSE, WATER, BRAIDED, SST 1/2" X 22"			0P-517139
	HOSE, WATER, BRAIDED, SST 1/2" X 58"			0P-517126

* TO ORDER, SUPPLY MACHINE MODEL AND SERIAL NUMBER

COMMON PLUMBING

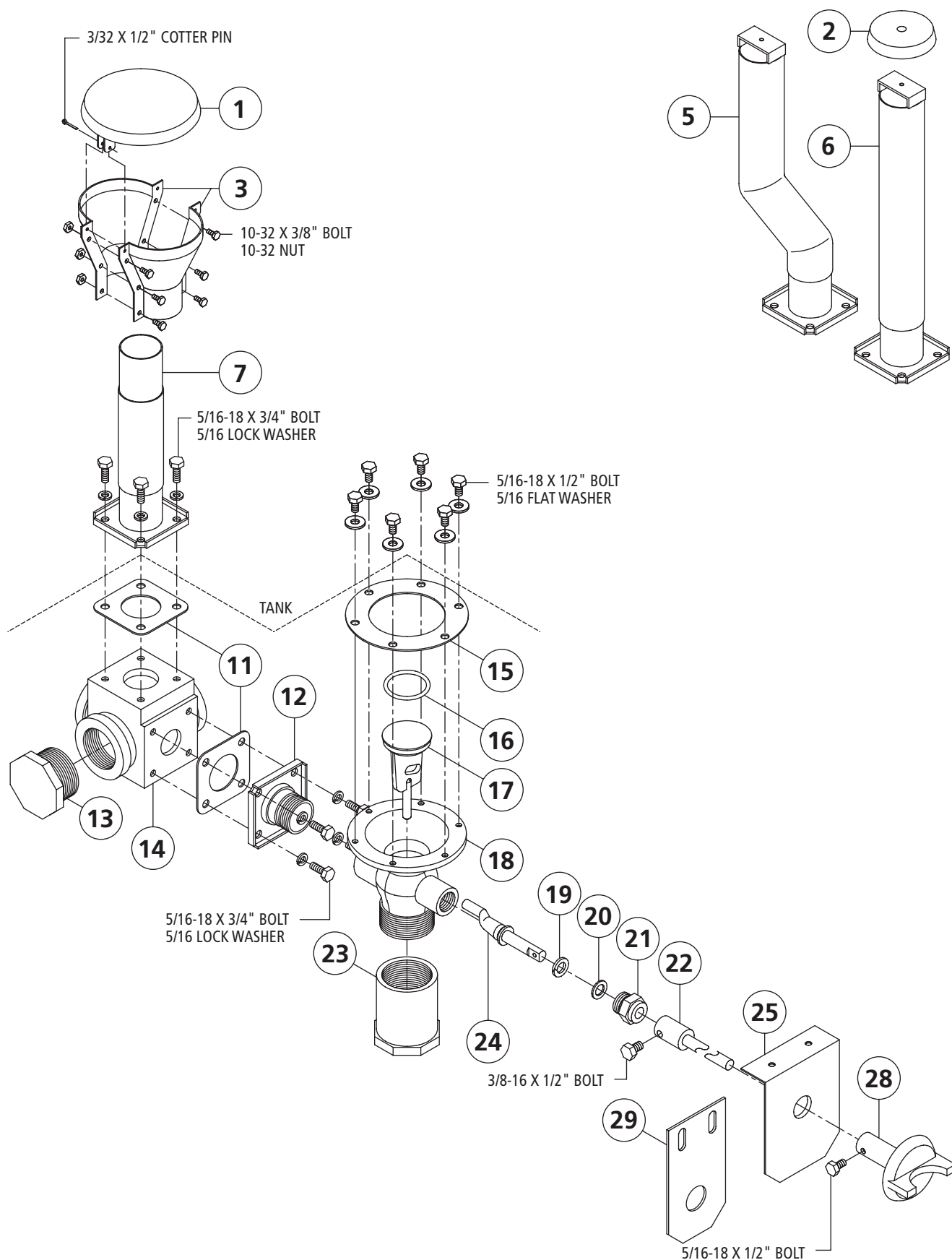


COMMON PLUMBING

ITEM	DESCRIPTION	REMARKS	QTY	PART#
1	VALVE, 3/8 120V PARKER ASSEMBLY	FILL & FINAL RINSE SOLENIOD VALVE		0P-546570
	VALVE, 3/8 ONLY			0P-546518
	COIL, 120V ONLY			0P-546248
2	REPAIR KIT, 3/8 VALVE			0P-547002
3	VALVE, 3/4 120V PARKER ASSEMBLY	TANK HEAT STEAM OR FILL ON INTEGRATED BOOSTER		0P-546245
	COIL, 120V ONLY			0P-546248
4	REPAIR KIT, 3/4 VALVE			0P-546247
5	SHOCKSTOP 3/4 MINI #05			0P-622250
6	VACUUM BREAKER 3/8			0P-626374
7	GAUGE PRESSURE 2-1/2 60 PSI			EL-102177
8	VALVE, NEEDLE STR 1/4 X 1/4 MIP X FIP			0P-681511
9	LINE STRAINER BRASS 3/4			0P-631115
10	STEAM TRAP TD52L 1/2			0P-611169
11	VALVE PRESS REDUCING 3/4 WATER			0P-621166
12	CHECK VALVE 1/2 NIBCO STM SUP			0P-626847
13	FILL TUBE ASSY 5/8			0A-106771
14	RESTRICTOR, FLOW 1/2" NPT 2 GPM	ER-64, ER86S & ER-94S		01-555254

* TO ORDER, SUPPLY MACHINE MODEL AND SERIAL NUMBER

DRAIN & OVERFLOW ASSEMBLY

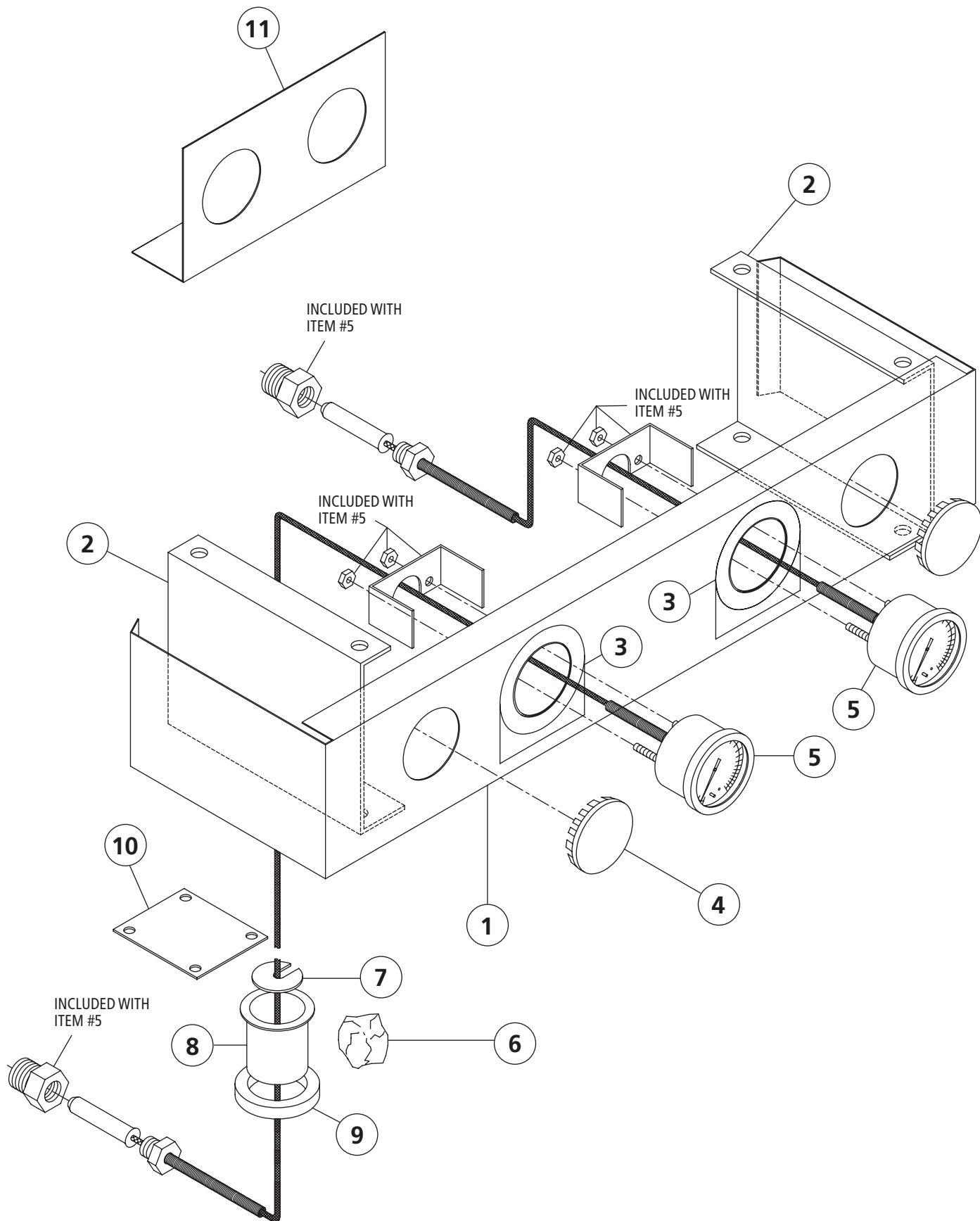


DRAIN & OVERFLOW ASSEMBLY

ITEM	DESCRIPTION	REMARKS	QTY	PART#
1	FUNNEL COVER			0A-101874
2	CAP, OVERFLOW TUBE			0A-101508
3	FUNNEL OVERFLOW ASSM. (INCLUDES BOTH HALVES & HARDWARE			0A-101873
5	ASSEMBLY DRAIN TUBE UNIV.	ER-64. ER-86 OR 94 WASH TANK ONLY		0A-106184
	ASSEMBLY, 13" RINSE TANK OVERFLOW	ER-86 OR 94 RINSE TANK ONLY		0A-107072
6	OVERFLOW SCRAP TANK STAND PIPE	SCRAPPER		0A-102273
7	OVERFLOW STAND PIPE TO FUNNEL	ER-44, 66 OR 76		0A-101889
11	GASKET "U" FLANGE		2	0A-571114
12	ADAPTOR ASSM. DRAIN TO OVERFLOW			0A-103305
13?	PVC PLUG 2"; OVERFLOW			0P-681698
14	TEE OVERFLOW DRAIN BOX #97			0B-101871
15	GASKET "D" WASTE VALVE FLANGE			0A-571194
16	ORING #327 VITON; FOR DRAIN VALVE POPPET			0P-571057
17	DRAIN VALVE POPPET WITH ORING			0A-441196
18	WASTE VAVLE BODY			0C-101193
19	PACKING RING; DRAIN VALVE			0P-576253
20	PACKING WASHER BRASS; DRAIN VALVE			0A-101183
	PACKING WASHER & RING KIT	INCLUDES 19 & 20		0A-106254
21	PACKING NUT BRASS; DRAIN VALVE			0A-101182
22	SHFT CRSS DRN VLV 12-1/2 " LONG			0B-102909
23?	PVC CAP 2"; DRAIN VALVE			0P-682066
24	ECCENTRIC ARM; DRAIN VALVE			0A-101184
25	PLATE GUIDE SCRAPPER DRAIN VALVE	SCRAPPER		0A-102282
28	HANDLE; DRAIN VALVE			0B-101888
29	BRACKET; DRAIN VALVE HANDLE FLAT ER			0A-106998
	HOSE 3/4" ID 2 PLY NITRILE FOOD (CARRY OVER)	BY FOOT		0P-686981
	OVERFLOW DRAIN TEE ASSEMBLY	(INCLUDES: 1,3,7,11,12 & 14)		0A-101875
	DRAIN VALVE COMPLETE ASSEMBLY	(INCLUDES: 16-21 & 24)		0A-101251
	WASTE VALVE COMPLETE ASSEMBLY	(INCLUDES: 11,12,14, 16-21 & 24)		0A-105265

* TO ORDER, SUPPLY MACHINE MODEL AND SERIAL NUMBER

TEMPERATURE GAUGE ASSEMBLY

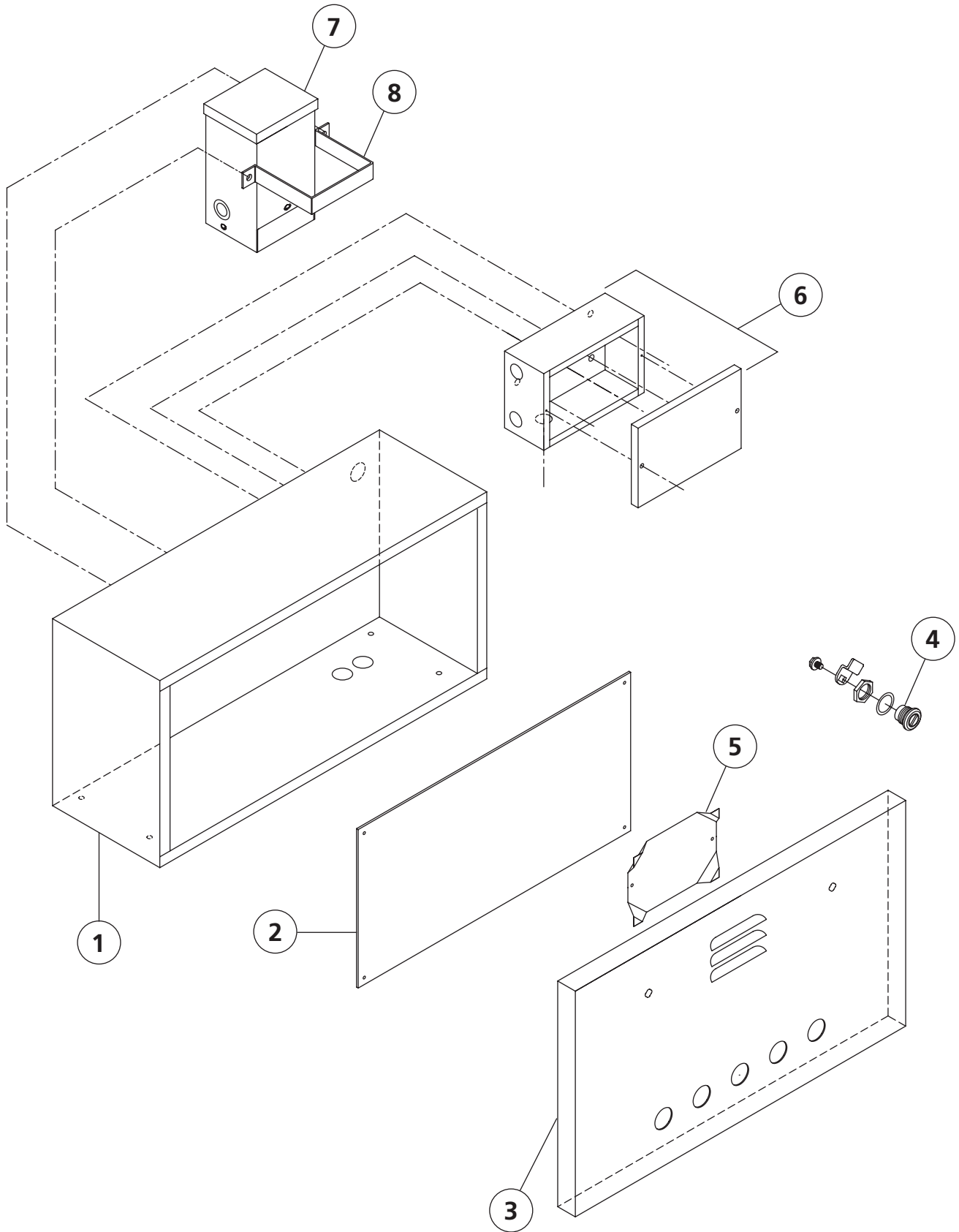


TEMPERATURE GAUGE ASSEMBLY

ITEM	DESCRIPTION	REMARKS	QTY	PART#
1	DASHBOARD, 4 HOLE			0B-102725
2	BRACKET, MOUNTING			0A-102705
3	DECAL, TEMP GAUGE POWER SCRAPER	110-140		0A-691454
	DECAL, TEMP GAUGE POWER WASH 160-175	ER-44, 66S, 76S		0A-691457
	DECAL, TEMP GAUGE POWER WASH 150-165	ER-64, 86S, 94S		0A-691456
	DECAL, TEMP GAUGE POWER RINSE 165-170	ER-64, 86S, 94S		0A-696328
	DECAL, TEMP GAUGE FINAL RINSE 180-195			0A-691460
4	PLUG, CAP 2" CHROME PLATED			0P-672619
5	GAUGE, TEMPERATURE			0P-651135
	GAUGE, TEMPERATURE W/ 8' LONG LEAD			0P-655948
6	PUTTY, SEALING (DUM-DUM)			0P-571878
7	WASHER, SEALING CUP			0A-102155
8	CUP, SEALING FOR GAUGE			0A-102150
9	RING, NEOPREME			0A-572156
10	PLATE, BLOCK OFF TEMP GAUGE			0A-105271
11	BRACKET, DUAL GAUGE S.S.	2 COMPARTMENT BOX SETUP W/OUT DASHBOARD		0B-102398
	ER-44 2 GAUGES: WASH & FINAL RINSE			
	ER-64 3 GAUGES: WASH, POWER RINSE & FINAL RINSE			
	ER-66 & ER-76 3 GAUGES: POWER SCRAPER, WASH & FINAL RINSE			
	ER-86 & ER-94 4 GAUGES: POWER SCRAPER, WASH, POWER RINSE & FINAL RINSE			

* TO ORDER, SUPPLY MACHINE MODEL AND SERIAL NUMBER

CONTROL BOX

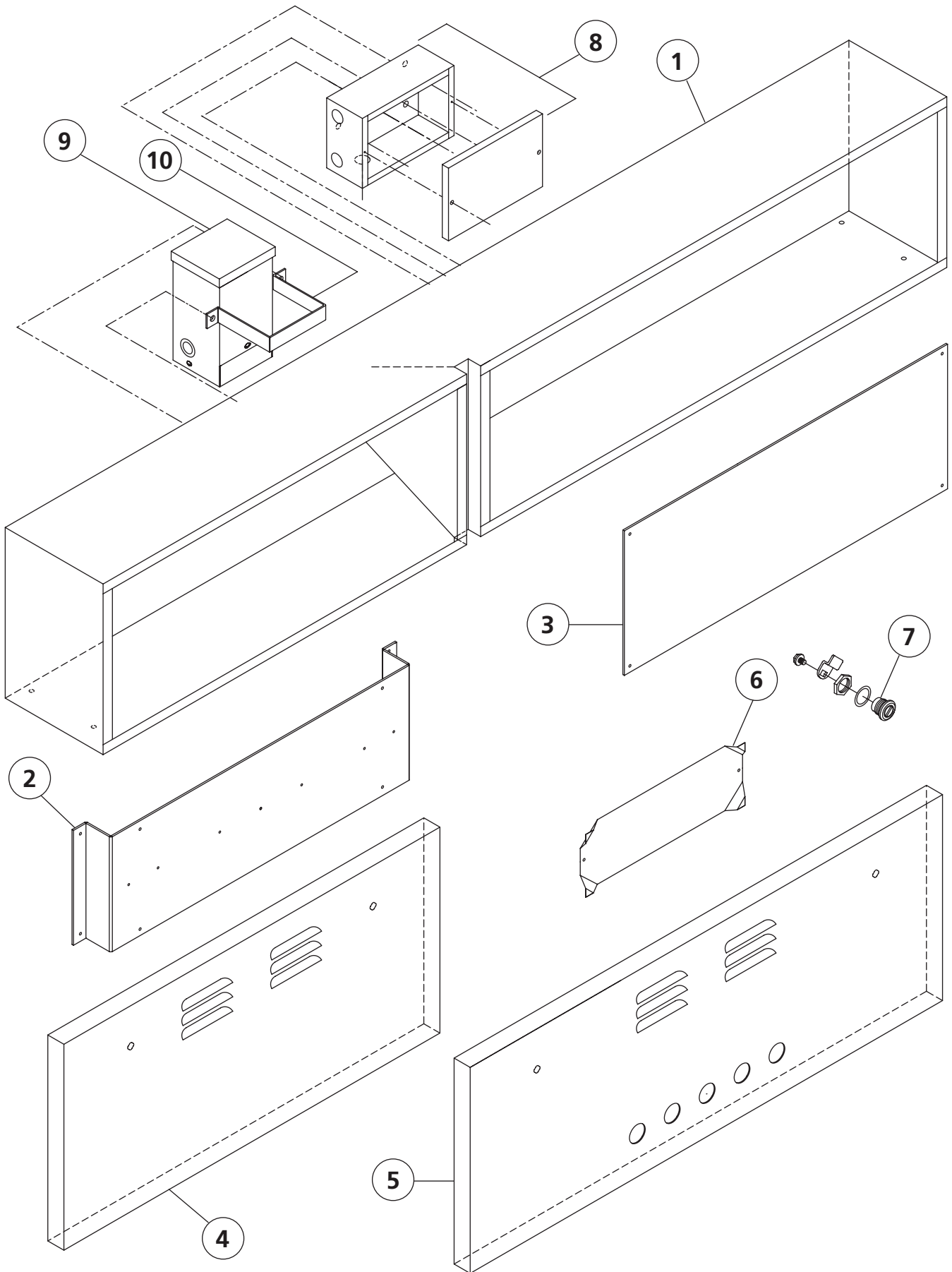


CONTROL BOX

ITEM	DESCRIPTION	REMARKS	QTY	PART#
1	BOX, 24" ELECT CONTROL	ER-44	1	0C-105523
	BOX, 30" ELECT CONTROL		1	0A-104456
2	PLATE, CTRL MTG 10 X 20		1	0A-104507
3	DOOR, CTRL PNL 24" 5 HOLE		1	0A-103765
4	LATCH SLOTTED		2	0P-696679
5	SPLASH SHIELD SML TOP CONTRL BOX		1	0F-990310
6	FAN CONTACTOR BOX ASSEMBLY		1	0A-105703
7	TRANSFORMER .500KVA 240/480PRY		1	0P-531750
8	TRANSFORMER STRAP CONV SMALL		1	0A-106744

* TO ORDER, SUPPLY MACHINE MODEL AND SERIAL NUMBER

60" CONTROL BOX

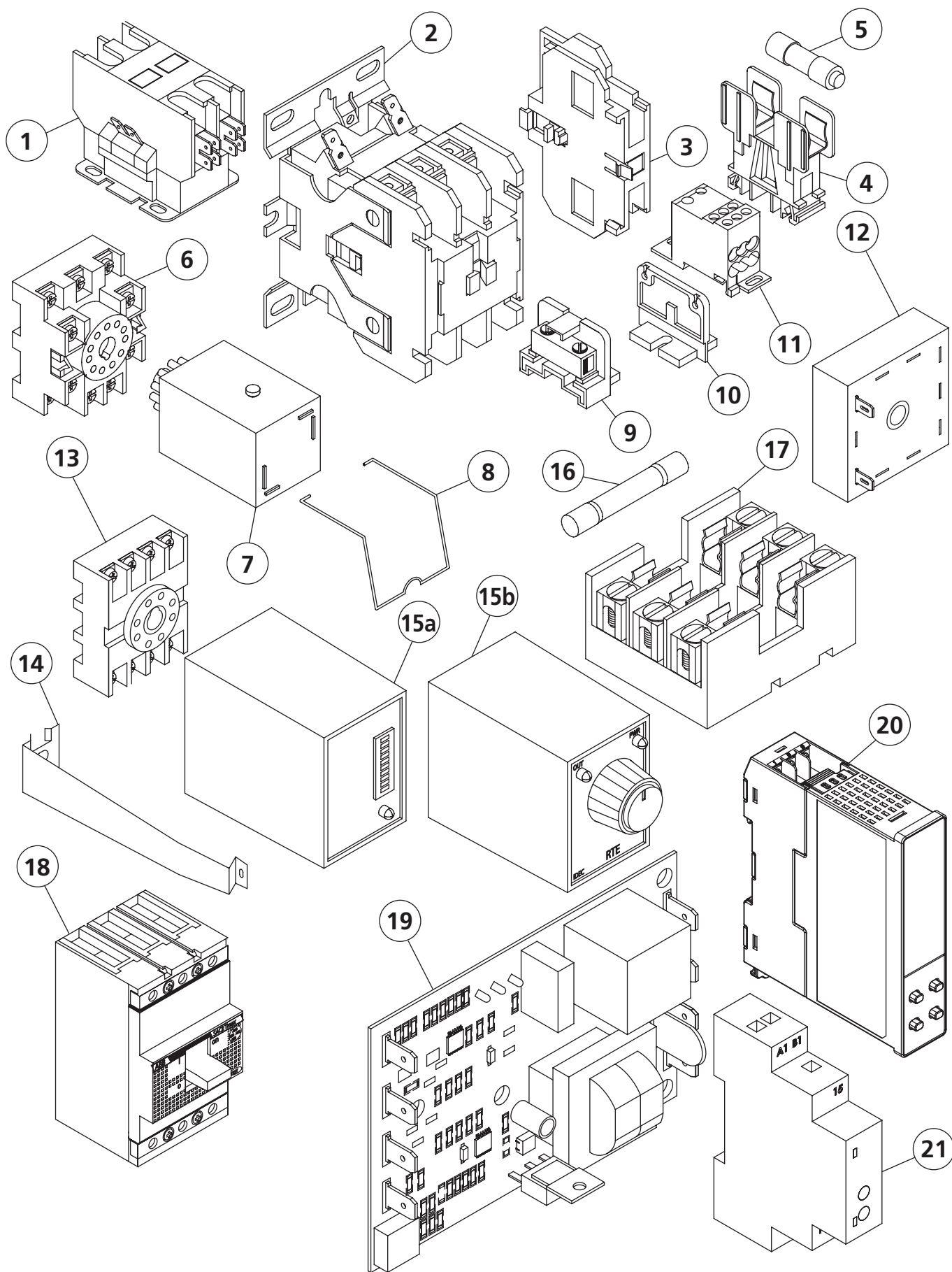


60" CONTROL BOX

ITEM	DESCRIPTION	REMARKS	QTY	PART#
1	BOX, 60" ELECT CONTROL		1	0B-104774
2	PLATE, CIRC BRK MTG 8 X 26"		1	0B-103038
3	PLATE, CTRL MTG 10 X 26"		1	0A-103090
4	DOOR, CIRC BRKR 60" BOX		1	0B-104776
5	DOOR, PUSH BUTTON 60" CNTRL BOX		1	0B-104775
6	SPLASH SHIELD LRG TOP CNTRL BX		2	0F-990309
7	LATCH CLOTTED		4	0P-696679
8	FAN CONTACTOR BOX ASSEMBLY		1	0A-105703
9	TRANSFORMER .500KVA 240/480PRY		1	0P-531750
10	TRANSFORMER STRAP CONV SMALL		1	0A-106744

* TO ORDER, SUPPLY MACHINE MODEL AND SERIAL NUMBER

CONTROL BOX COMPONENTS

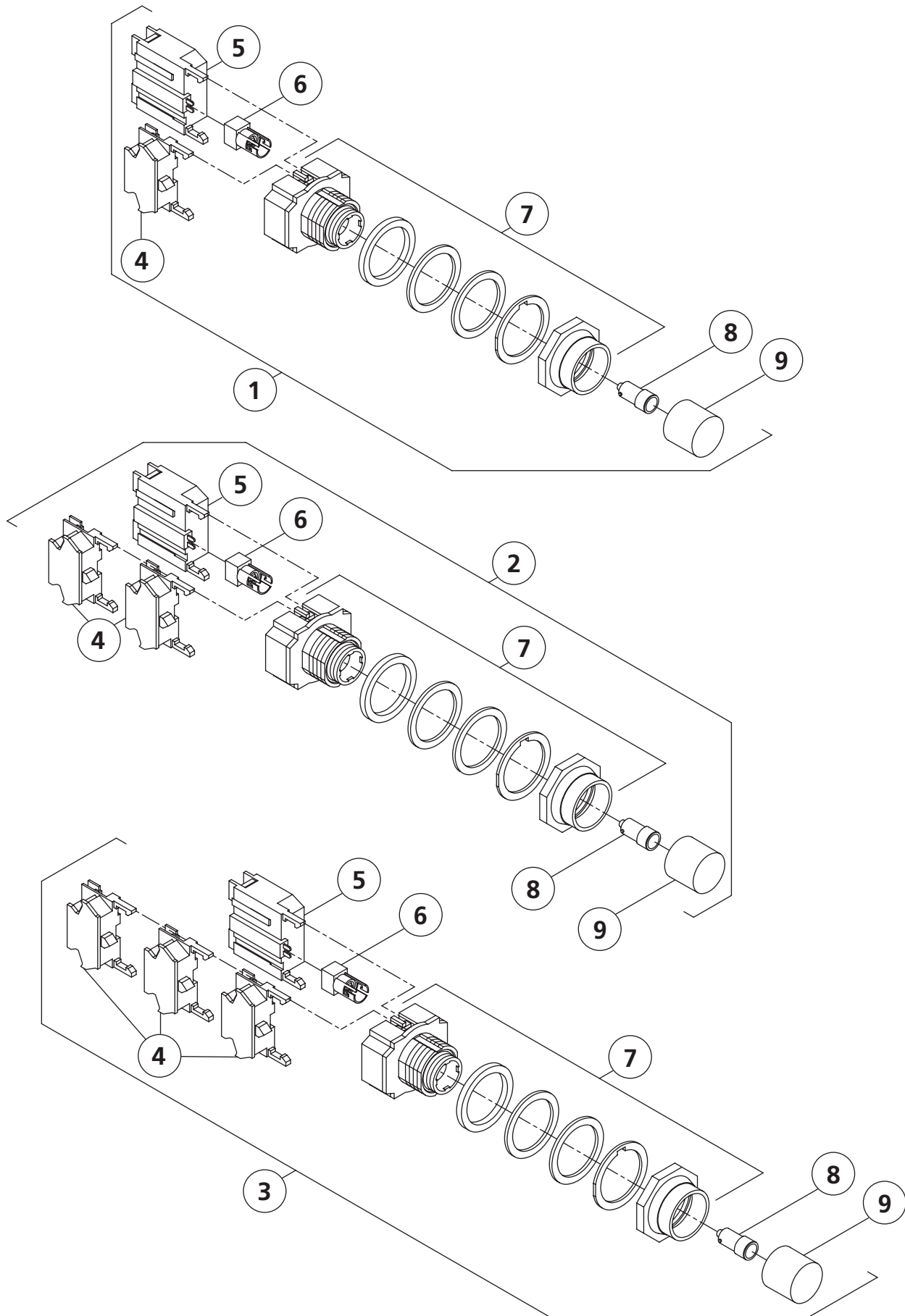


CONTROL BOX COMPONENTS

ITEM	DESCRIPTION	REMARKS	QTY	PART#
1	CONTACTOR 2 POLE 115V. 20/30 AMP	EXHAUST FAN		0P-476044
2	CONTACTOR 3 POLE 115V	30/40 AMP		0P-475500
	CONTACTOR 3 POLE 115V	50/65 AMP		0P-476207
3	AUXILIARY CONTACTOR 1 N/O			0P-475517
4	TERMINAL NDNF1 FUSE BLOCK			0P-525996
5	FUSE KLKR 3 AMP CLASS CC			0P-521854
	FUSE KLKR 5 AMP CLASS CC			0P-522192
6	RELAY SOCKET			0P-472465
7	RELAY 120V 10 AMPS 3 POLE			0P-472464
8	CLIP RELAY HOLD DOWN			0P-472466
9	TERMINAL BLOCK			0P-521099
10	TERMINAL BLOCK END MARATHON			0P-521100
11	BLOCK, PWR DISTRIBUTION			0P-526294
12	RELAY PARKER FLOAT			0P-476993
13	SOCKET RELAY NDS-8			0P-476352
14	CLIP SOCKET			0P-476353
15a	TIMER ADJ. 512 SEC 110 VOLT			0P-461744
15b	TIMER, 100-240VAC, DPDT, 10A	DIAL TIMER		01-555202
16	FUSE SLC 35 AMP CLASS G	TIME DELAY		0P-521748
	FUSE SLC 40 AMP CLASS G	TIME DELAY		0P-525843
	FUSE SLC 50 AMP CLASS G	TIME DELAY		0P-526392
	FUSE SLC 60 AMP CLASS G	TIME DELAY		0P-521749
17	FUSE HOLDER			0P-476800
18	CIRCUIT BREAKER, 15 AMP 3 POLE 480V. ABB			0P-486261
	CIRCUIT BREAKER, 30 AMP 2/3 POLE 480V. ABB			0P-486263
19	SOLID STATE THERMOSTAT 115V			0P-426985
20	CONTROLLER, TEMP SINGLE TANK ELEC- WASH	FROM S# 104003587		01-555114-00001
	CONTROLLER, TEMP MULTI-TANK ELEC- WASH	FROM S# 104003783		01-555114-00002
	CONTROLLER, TEMP MULTI-TANK ELEC- RINSE	FROM S# 104003783		01-555114-00003
21	RELAY, TIME DELAY ELECT TANK HEAT SINGLE TANK	FROM S# 104003587		01-555116
	RELAY, TIME DELAY ELECT TANK HEAT MULTI-TANK	FROM S# 10400783		01-555116
	WIRE 10086B-12112 UL/CSA BLK			0P-452175
	WIRE 8 STRANDED THHN BLK			0P-452182
	WIRE 6 STRANDED THHN BLK			0P-452183

* TO ORDER, SUPPLY MACHINE MODEL AND SERIAL NUMBER

FILL SWITCH ASSEMBLIES LED

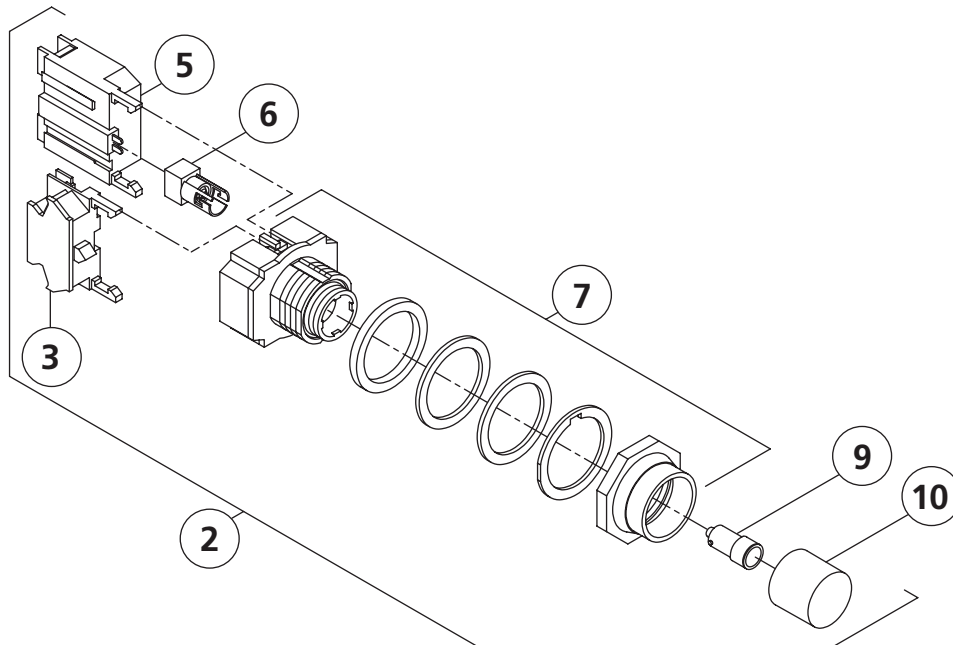
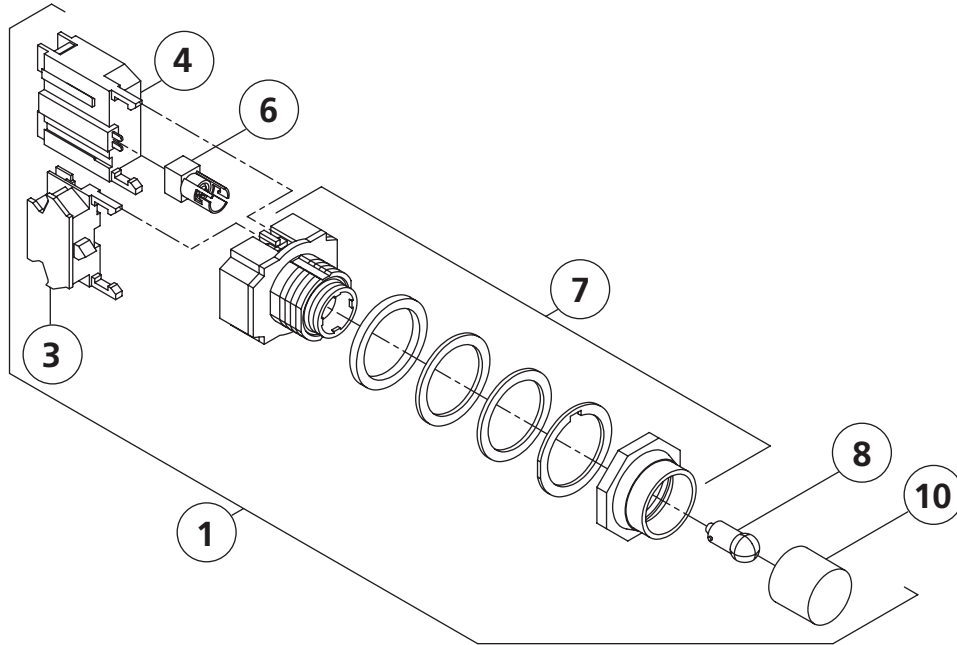


FILL SWITCH ASSEMBLIES LED

ITEM	DESCRIPTION	REMARKS	QTY	PART#
1	SWITCH, FILL COMPLETE ASSEMBLY	1 TANK		0A-104517
2	SWITCH, FILL COMPLETE ASSEMBLY	2 TANK		0A-101933
3	SWITCH, FILL COMPLETE ASSEMBLY	3 TANK		0A-103734
4	N/O A BLOCK	GREEN		0P-491303
5	ADAPTOR FULL VOLT LED BULB	BLACK		0P-497129
6	LAMP HOLDER SHORT			0P-491319
	LAMP HOLDER LONG	SOME 3 TANK		0P-491318
7	PUSH BUTTON ILLUMINATED MOMENTARY			0P-491310
8	BULB, LED GREEN			0P-497132
9	GREEN LENS			0P-491312

* TO ORDER, SUPPLY MACHINE MODEL AND SERIAL NUMBER

TANK OR BOOSTER HEAT SWITCH ASSEMBLIES

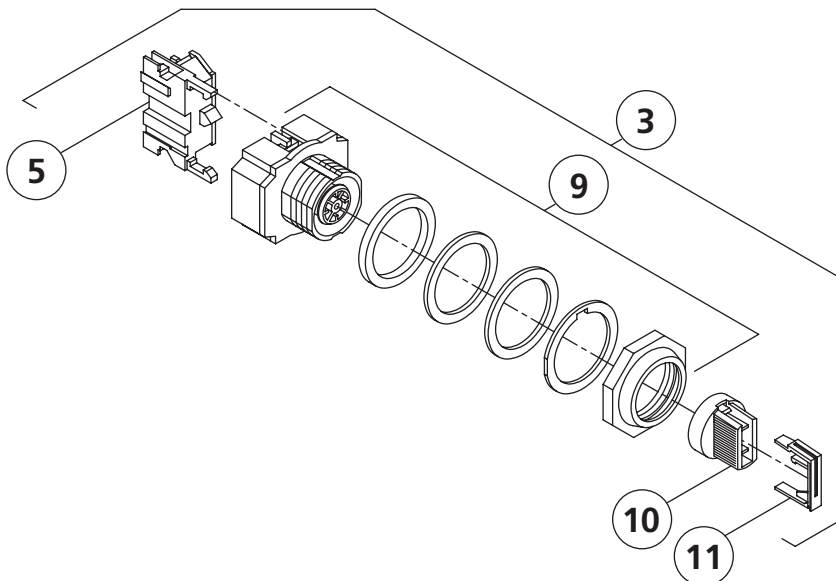
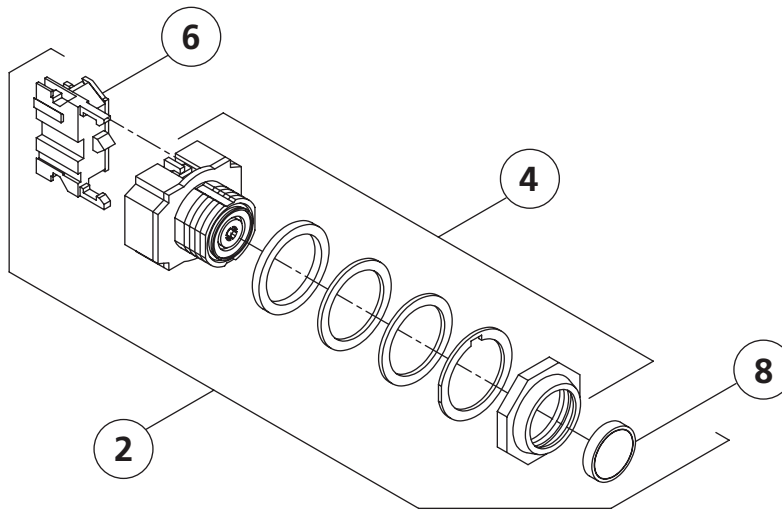
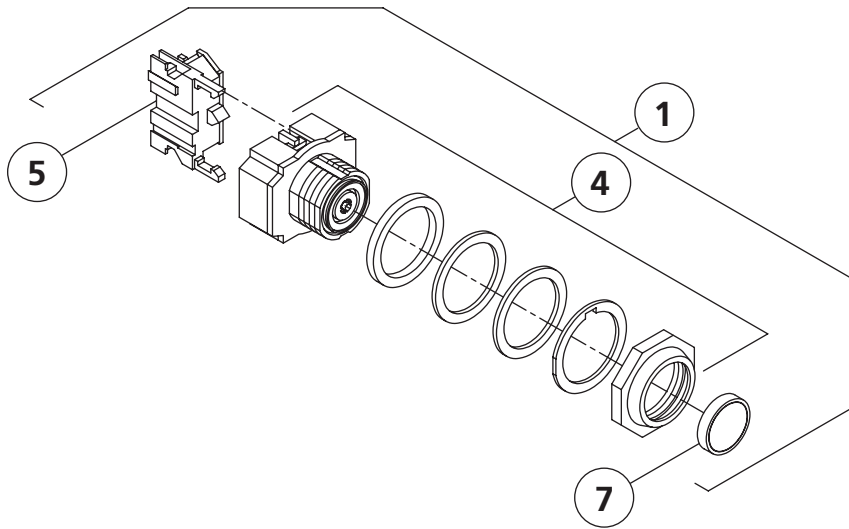


TANK OR BOOSTER HEAT SWITCH ASSEMBLIES

ITEM	DESCRIPTION	REMARKS	QTY	PART#
1	SWITCH, TANK OR BOOSTER HEAT ASSM.	LED		0A-101934
2	N/O A BLOCK	GREEN		0P-491303
3	ADAPTOR, FULL VOLT LED BULB	(BLACK)		0P-497129
4	LAMP HOLDER SHORT			0P-491319
5	PUSH BUTTON ILLUMINATED MAINTAINED			0P-491308
6	BULB, LED RED			0P-497133
7	RED LENS			0P-491311

* TO ORDER, SUPPLY MACHINE MODEL AND SERIAL NUMBER

SWITCH ASSEMBLIES

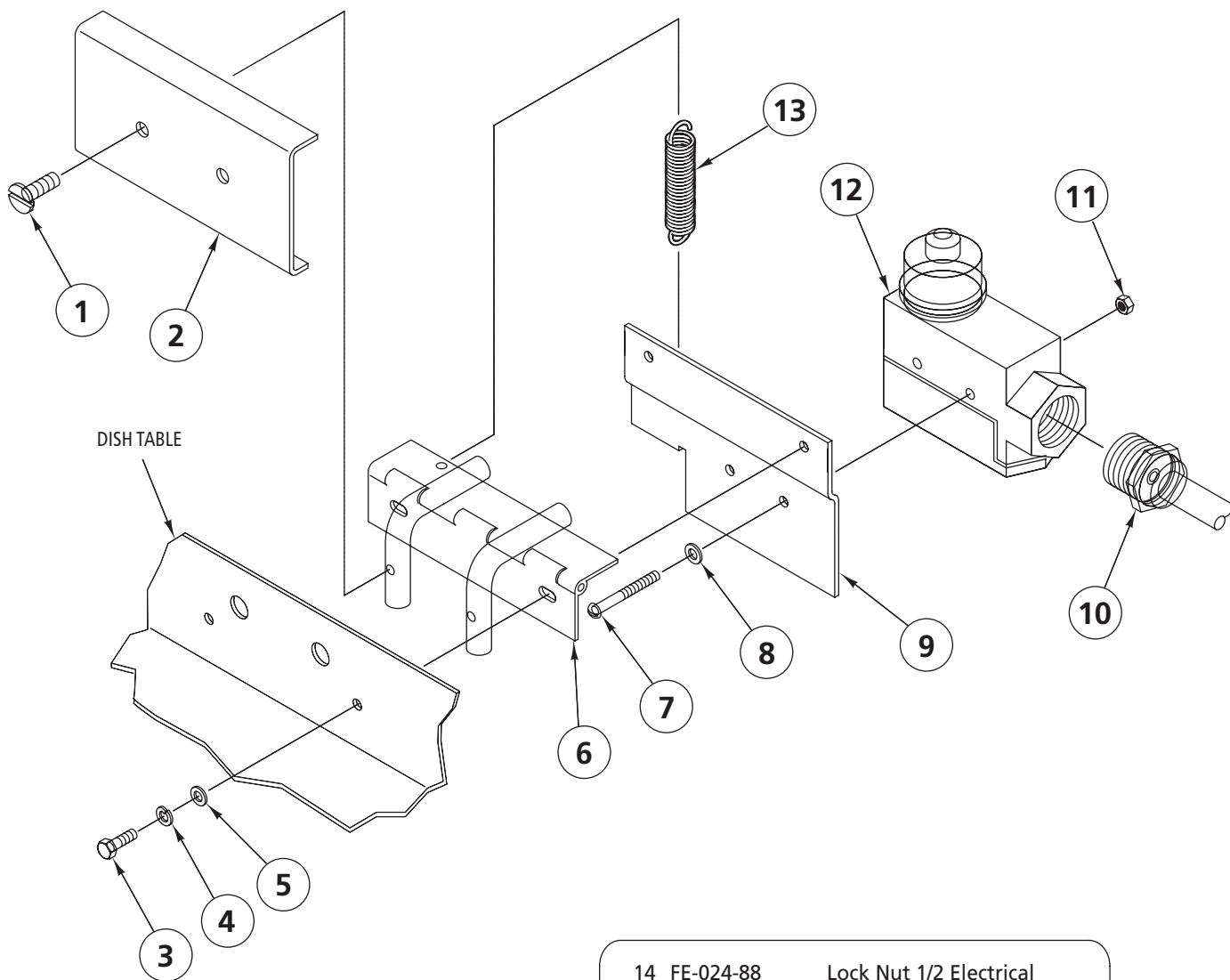


SWITCH ASSEMBLIES

ITEM	DESCRIPTION	REMARKS	QTY	PART#
1	SWITCH, START OR RESET COMP. ASSM.			0A-101936
2	SWITCH, STOP COMPLETE ASSEMBLY			0A-101937
3	SWITCH ON/OFF COMPLETE ASSM.			0A-101930
4	PUSH BUTTON OPERATOR			0P-491305
5	N/O A BLOCK	GREEN		0P-491303
6	N/C B BLOCK	RED		0P-491304
7	BLACK DISC CAP			0P-491314
8	RED DISC CAP			0P-491315
9	SELECTOR SWITCH 2 POSITION			0P-491306
10	BLACK KNOB			0P-491316
11	LOCK INSERT WHITE KNOB			0P-491317

* TO ORDER, SUPPLY MACHINE MODEL AND SERIAL NUMBER

TABLE LIMIT SWITCH



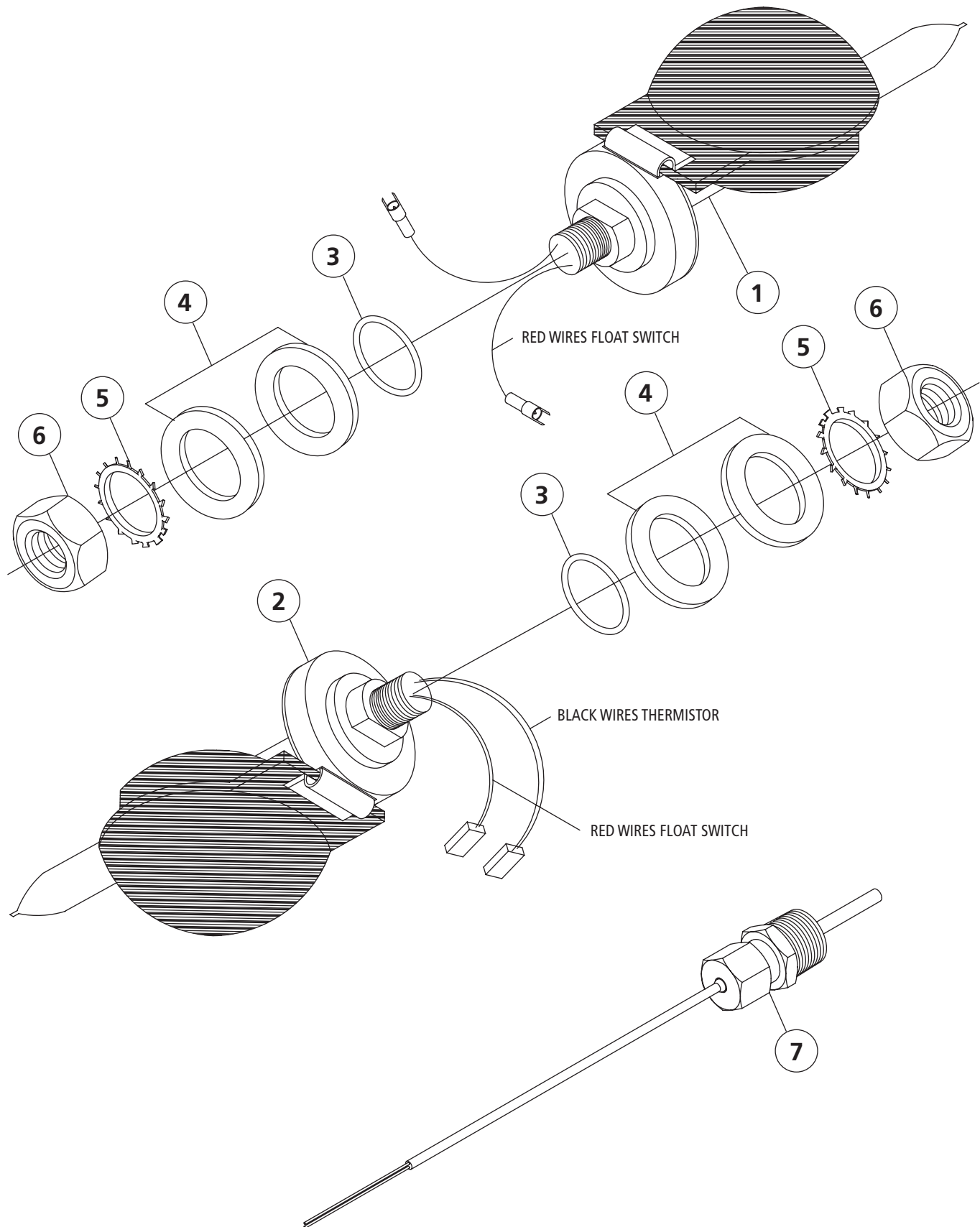
- | | | |
|----|-----------|---------------------------|
| 14 | FE-024-88 | Lock Nut 1/2 Electrical |
| 15 | FE-022-84 | Connector - Strain Relief |
| 16 | 01-555113 | KIT - TABLE LIMIT SWITCH |
- PARTS NOT ILLUSTRATED

TABLE LIMIT SWITCH

ITEM	DESCRIPTION	REMARKS	QTY	PART#
1	MACH. SCREW 10-24 X 1/2 PHIL. TRUSS HD (SST)		2	SC-066-06
2	PLATE - ACTUATOR		1	0H-108596
3	MACH. SCREW 10-24 X 1/2 HEX HD (SST)		2	SC-067-07
4	LOCKWASHER #10 HELICAL (SST)		2	WL-006-06
5	WASHER (SST)		2	WS-023-03
6	HINGE ASSY.		1	0H-608597
7	MACH. SCREW 6-32 X 1-1/2 SLOTTED RD. HD. (BRASS)		2	SC-027-24
8	LOCKWASHER #6 EXTERNAL (SST)		2	WL-014-03
9	BRACKET - INTERLOCK SWITCH		1	0H-108598
10	CABLE - TABLE LIMIT SWITCH		1	0H-458599
11	STOP NUT 6-32 HEX (SST)		2	NS-031-50
12	SWITCH - INTERLOCK		1	0H-498600
13	SPRING - CONNECTION		1	0H-608601
14	LOCK NUT 1/2 ELECTRICAL		1	FE-024-88
15	CONNECTOR - STRAIN RELIEF		2	FE-022-84
16	KIT - TABLE LIMIT SWITCH (INCLUDES ITEMS 1-15)		1	01-555113

* TO ORDER, SUPPLY MACHINE MODEL AND SERIAL NUMBER

PARKER FLOATS & TEMP PROBE

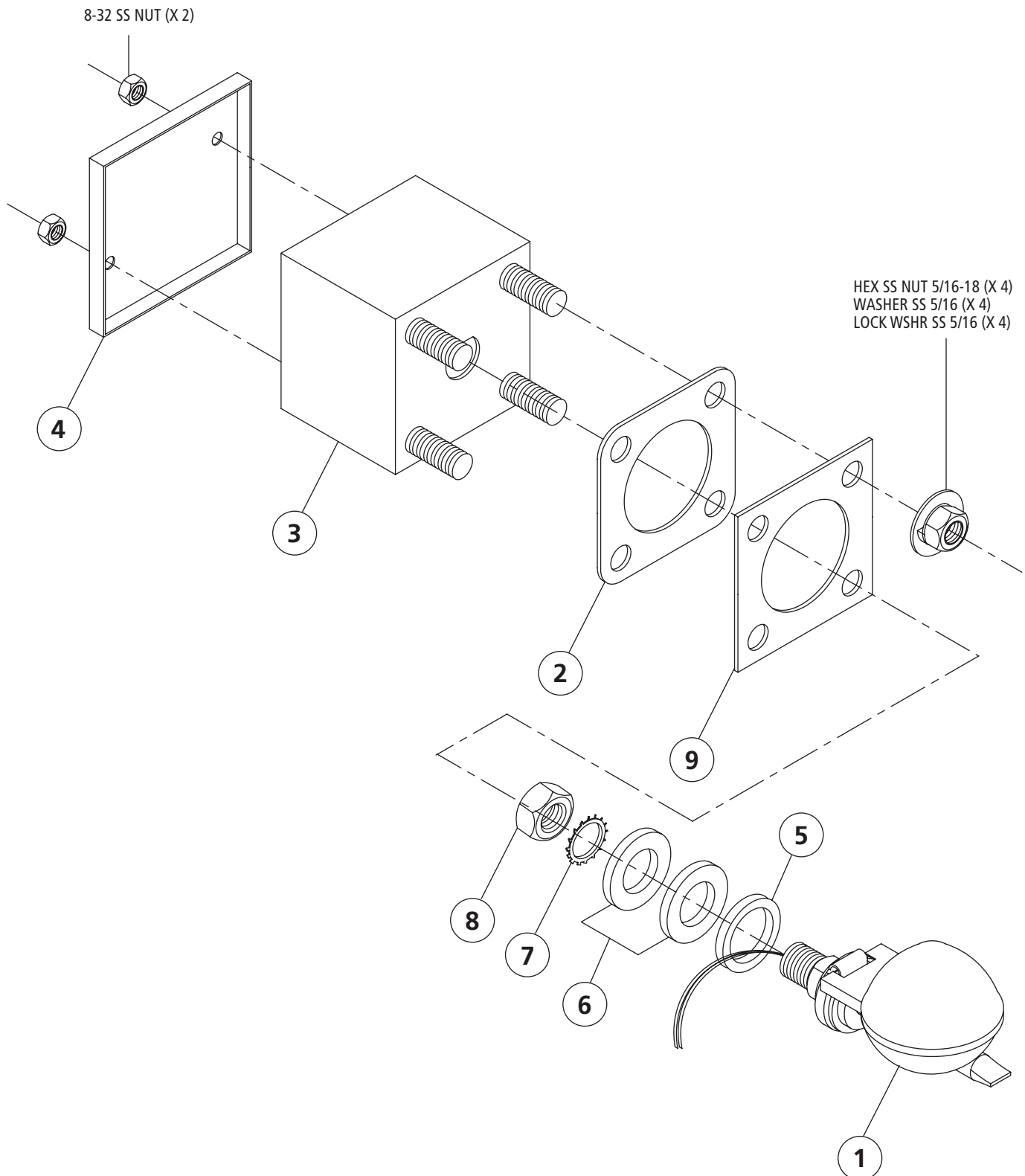


PARKER FLOATS & TEMP PROBE

ITEM	DESCRIPTION	REMARKS	QTY	PART#
1	PROBE & FLOAT ASSY. W/O THERMISTOR	FILL FLOAT ALL. * SEE NOTE BELOW		0P-496988
*** NOTE: LOW WATER FLOAT ON SINGLE TANK FROM S# 104003587 AND MUTI-TANK FROM S# 104003783				
2	PROBE & FLOAT ASSY. W THERMISTOR	LOW WATER * SEE NOTE BELOW		0P-496987
*** NOTE: LOW WATER FLOAT WHEN USING SST CONTROL BOARD. SINGLE TANK TO S# 104003506 AND MULTI-TANK TO S# 104003248				
3	"O" RING			0P-576990
4	WASHER			WS-010-40
5	STAR WASHER			WL-014-31
6	NUT			NS-018-28
7	THERMOCOUPLE, ELEC TANK HEAT	SINGLE TANK FROM S# 104003587 MULTI-TANK FROM S# 104003783		01-555115
	FLOAT BALL ONLY			0C-108192

* TO ORDER, SUPPLY MACHINE MODEL AND SERIAL NUMBER

PARKER FLOAT ASSEMBLY



PARKER FLOAT ASSEMBLY

ITEM	DESCRIPTION	REMARKS	QTY	PART#
1	PROBE & FLOAT ASSY W/O THERMISTER	FILL FLOAT (INCLUDES 5-8)	1	0P-496988
2	GASKET, "2840" FLOAT SWITCH MTG		1	0A-571419
3	FLOAT SWITCH HOUSING ASSY FILL		1	0A-107008
4	FLOAT SWITCH COVER		1	0A-101424
5	"O" RING		1	0P-576990
6	WASHER		2	WS-010-40
7	STAR WASHER		1	WL-014-31
8	NUT		1	NS-018-28
9	FLANGE		1	0A-101418
	PARKER FLOAT ASSEMBLY (INCLUDES 1-9)		1	0A-107017
	FLOAT BALL ONLY			0C-108192

* TO ORDER, SUPPLY MACHINE MODEL AND SERIAL NUMBER



STERO, a division of Illinois Tool Works, Inc. 165 Independence Court Lancaster, PA 17601
Phone: 800-762-7600 *Fax:* 707-762-5036 *Website:* Stero.com